

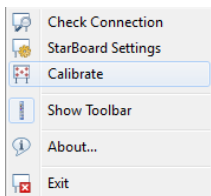
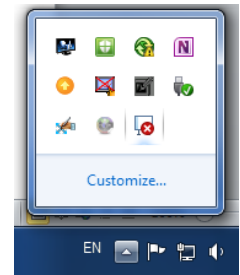
# HITACHI EBEAM ENABLED PROJECTORS

## Starboard Software

Rooms 12, 20, 22, 25 & 27 only

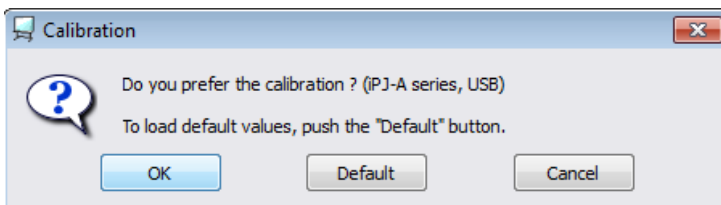
### Calibration

To calibrate or align the Hitachi EBeam enabled board go to the hidden icons on the taskbar.




Select Starboard icon (whiteboard image)

Right click on icon and select Calibrate



Select ok



Touch the centre of the blinking mark with the pen tip