






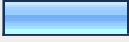
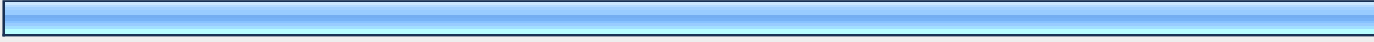




# District 34 Parent Homework Survey 2008



1. My child attends:			Response Percent	Response Count
Springman Middle School			50.9%	114
Attea Middle School			49.1%	110
			<i>answered question</i>	<b>224</b>
			<i>skipped question</i>	<b>5</b>

2. My child is a:			Response Percent	Response Count
6th grader			36.4%	82
7th grader			42.2%	95
8th grader			21.3%	48
			<i>answered question</i>	<b>225</b>
			<i>skipped question</i>	<b>4</b>

3. Child's gender:			Response Percent	Response Count
Female			46.4%	103
<b>Male</b>			<b>53.6%</b>	<b>119</b>
			<i>answered question</i>	<b>222</b>
			<i>skipped question</i>	<b>7</b>







4. Does your child receive special education services?			Response Percent	Response Count
Yes			8.2%	18
<b>No</b>			<b>91.8%</b>	<b>202</b>
			<i>answered question</i>	<b>220</b>
			<i>skipped question</i>	<b>9</b>

5. Does your child participate in the Gifted/Enrichment LA program?			Response Percent	Response Count
Yes			21.7%	48
<b>No</b>			<b>78.3%</b>	<b>173</b>
			<i>answered question</i>	<b>221</b>
			<i>skipped question</i>	<b>8</b>







6. Is English the primary language spoken at home?			Response Percent	Response Count
Yes			84.5%	191
No			15.5%	35
<b>answered question</b>				<b>226</b>
<b>skipped question</b>				<b>3</b>

7. In a typical 5-day school week, how often is your child assigned homework in each of the following classes:						
	Each time a class meets	Every other time a class meets	Once a week	Never	Unsure	Response Count
LA	<b>46.2% (97)</b>	33.3% (70)	11.4% (24)	0.5% (1)	8.6% (18)	210
Math	<b>71.9% (151)</b>	22.9% (48)	1.9% (4)	0.0% (0)	3.3% (7)	210
Science	28.9% (59)	<b>39.7% (81)</b>	20.6% (42)	2.5% (5)	8.3% (17)	204
Social Studies	35.4% (73)	<b>36.9% (76)</b>	17.0% (35)	3.4% (7)	7.3% (15)	206
Global Language	<b>51.3% (101)</b>	30.5% (60)	9.6% (19)	1.5% (3)	7.1% (14)	197
Fine Arts (Art, Drama, Music)	12.6% (23)	16.9% (31)	20.8% (38)	<b>26.2% (48)</b>	23.5% (43)	183
Performing Arts (Band, Orchestra, Chorus)	16.6% (24)	12.4% (18)	7.6% (11)	<b>37.2% (54)</b>	26.2% (38)	145
PE	9.2% (16)	9.2% (16)	4.0% (7)	<b>59.2% (103)</b>	18.4% (32)	174
<b>answered question</b>						<b>213</b>
<b>skipped question</b>						<b>16</b>

8. On a typical school day (Monday-Friday), what is the total time (for all subject areas combined) your child spends completing homework?





		Response Percent	Response Count
<30 minutes		15.9%	36
<b>30-45 minutes</b>		<b>23.5%</b>	53
45-60 minutes		20.4%	46
60-75 minutes		18.6%	42
75-90 minutes		10.2%	23
> 90 minutes		11.5%	26
		<b><i>answered question</i></b>	<b>226</b>
		<b><i>skipped question</i></b>	<b>3</b>

9. On a typical weekend day, what is the total time (for all subject areas combined) your child spends completing homework?

		Response Percent	Response Count
<30 minutes		29.1%	65
30-45 minutes		24.2%	54
45-60 minutes		19.3%	43
60-75 minutes		12.6%	28
75-90 minutes		8.1%	18
> 90 minutes		6.7%	15
		<b><i>answered question</i></b>	<b>223</b>
		<b><i>skipped question</i></b>	<b>6</b>

**10. For each of the following classes, do you think your child's teacher assigns:**

	<b>too little homework</b>	<b>the right amount of homework</b>	<b>too much homework</b>	<b>Response Count</b>
LA	22.0% (48)	<b>66.5% (145)</b>	11.5% (25)	218
Math	11.0% (24)	<b>74.8% (163)</b>	14.2% (31)	218
Science	20.6% (45)	<b>74.3% (162)</b>	5.0% (11)	218
Social Studies	17.5% (38)	<b>76.5% (166)</b>	6.0% (13)	217
Global Language	15.3% (32)	<b>76.6% (160)</b>	8.1% (17)	209
Fine Arts (Art, Drama, Music)	9.8% (18)	<b>86.4% (159)</b>	3.8% (7)	184
Performing Arts (Band, Orchestra, Chorus)	6.5% (10)	<b>89.6% (138)</b>	3.9% (6)	154
PE	7.6% (13)	<b>88.2% (150)</b>	4.1% (7)	170
	<b><i>answered question</i></b>			<b>223</b>
	<b><i>skipped question</i></b>			<b>6</b>










11. In your opinion, how important is doing homework?			Response Percent	Response Count
Very Important			57.4%	128
Important			29.1%	65
Somewhat Important			11.7%	26
not important			1.8%	4
<b>answered question</b>				<b>223</b>
<b>skipped question</b>				<b>6</b>

12. How much do you agree or disagree with the following statements?						
	Strongly agree	somewhat agree	somewhat disagree	strongly disagree	not sure	Response Count
Doing homework helps students learn more in school.	<b>53.8% (120)</b>	38.6% (86)	5.8% (13)	1.3% (3)	0.4% (1)	223
Homework develops students' sense of responsibility.	<b>70.1% (155)</b>	26.2% (58)	2.3% (5)	0.5% (1)	0.9% (2)	221
Homework makes learning fun.	23.5% (51)	27.6% (60)	<b>28.6% (62)</b>	18.0% (39)	2.3% (5)	217
Homework allows students to practice a skill already learned in class.	<b>66.7% (148)</b>	29.3% (65)	1.8% (4)	1.4% (3)	0.9% (2)	222
Homework helps teachers assess a student's understanding of the day's lesson.	<b>58.4% (129)</b>	33.5% (74)	3.6% (8)	2.7% (6)	1.8% (4)	221
Homework is a way to introduce						







students to material that will be discussed later in class.	<b>34.4% (76)</b>	31.2% (69)	12.2% (27)	20.8% (46)	1.4% (3)	221
	<b>answered question</b>					<b>226</b>
	<b>skipped question</b>					<b>3</b>

<b>13. How much do you agree or disagree with the following statements?</b>						
	<b>Strongly agree</b>	<b>Somewhat agree</b>	<b>Somewhat disagree</b>	<b>Strongly disagree</b>	<b>Response Count</b>	
Helping my child with homework is an opportunity for us to talk and spend time together.	29.1% (64)	<b>41.4% (91)</b>	17.7% (39)	11.8% (26)	220	
The time my child spends doing homework does not interfere with our family spending time together.	34.8% (77)	<b>37.1% (82)</b>	20.4% (45)	7.7% (17)	221	
I feel capable of assisting my child with homework.	<b>43.6% (95)</b>	40.4% (88)	12.4% (27)	3.7% (8)	218	
My child is capable of balancing homework responsibilities with other obligations/activities.	<b>48.4% (107)</b>	37.6% (83)	10.4% (23)	3.6% (8)	221	
	<b>answered question</b>					<b>224</b>
	<b>skipped question</b>					<b>5</b>











14. During this school year, which of the following have you done so that your child could do his/her homework? Please select all that apply.

		Response Percent	Response Count
Created a study-friendly homework location in my home.		75.9%	167
Removed distractions during homework time.		77.3%	170
Remained close by while my child completes homework.		63.2%	139
Arranged for someone to help your child with homework		16.8%	37
Reviewed, proofed, or checked homework assignments		60.5%	133
<b>Talked about homework assignments with your child</b>		<b>82.7%</b>	182
Helped with a project		71.8%	158
Suggested places to go for information or help with homework (e.g. the library, a website)		69.5%	153
None of these		1.8%	4
		Something else	21
		<b>answered question</b>	<b>220</b>
		<b>skipped question</b>	<b>9</b>

15. Which of the following expectations about homework, if any, do you have for your child? Please select all that apply.




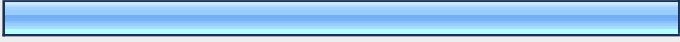



		Response Percent	Response Count
Homework is to be completed in order for my child to do something else that they want to do (such as play with a friend, watch TV or play video games).		80.5%	173
Homework is to be completed in order for my child to participate in extracurricular activities (such as sports or clubs).		46.0%	99
My child has to show a parent or other adult that his/her homework is completed.		22.8%	49
Homework is to be completed in a quiet place.		64.2%	138
Homework is to be completed at a particular time of day.		38.6%	83
None – I don't have any expectations about homework.		2.8%	6
		Something else	28
		<b>answered question</b>	<b>215</b>
		<b>skipped question</b>	<b>14</b>

16. Does your child regularly have difficulty completing homework? If yes, check all that apply. If no, skip this question.





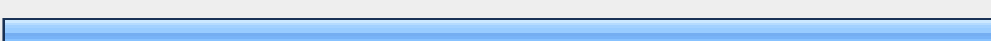


		Response Percent	Response Count
My child is easily frustrated.		34.1%	30
My child has many responsibilities at home that leave little time for homework.		10.2%	9
My child is involved in many outside activities that leave little time for homework.		23.9%	21
My child is tired/unable to focus.		25.0%	22
<b>My child forgets to bring home books or materials.</b>		<b>45.5%</b>	40
My child forgets to write down the assignment in their assignment notebook.		37.5%	33
My child does not have access to resources to complete homework (parental help, computer, a quiet place to work, etc.)		3.4%	3
My child feels the homework directions are unclear.		25.0%	22
My child feels the homework is too difficult.		20.5%	18
My child must divide his/her time between two households.		6.8%	6
		<b>answered question</b>	<b>88</b>
		<b>skipped question</b>	<b>141</b>

<b>17. Did your child's teachers provide you with information about their expectations regarding homework?</b>				
	<b>Yes</b>	<b>No</b>	<b>I don't recall</b>	<b>Response Count</b>
LA	<b>62.5% (135)</b>	12.5% (27)	25.0% (54)	216
Math	<b>66.8% (143)</b>	10.7% (23)	22.4% (48)	214
Science	<b>60.8% (129)</b>	13.2% (28)	25.9% (55)	212
Social Studies	<b>62.6% (132)</b>	11.4% (24)	26.1% (55)	211
Global Language	<b>60.1% (125)</b>	12.0% (25)	27.9% (58)	208
Fine Arts (Art, Drama, Music)	<b>49.0% (96)</b>	16.3% (32)	34.7% (68)	196
Performing Arts (Band, Orchestra, Chorus)	<b>50.0% (86)</b>	14.5% (25)	35.5% (61)	172
PE	<b>43.3% (78)</b>	19.4% (35)	37.2% (67)	180
	<b><i>answered question</i></b>			<b>216</b>
	<b><i>skipped question</i></b>			<b>13</b>


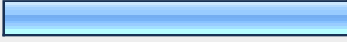




18. How were the teachers' expectations regarding homework communicated to you? Check all that apply.

		Response Percent	Response Count
Handout		44.1%	93
<b>Curriculum Night presentation</b>		<b>61.1%</b>	129
E-mail		10.0%	21
Team/Teacher Newsletter		45.0%	95
Signed contract		24.2%	51
Through discussion with my child		31.8%	67
I don't recall		10.9%	23
		<b><i>answered question</i></b>	<b>211</b>
		<b><i>skipped question</i></b>	<b>18</b>





19. What could teachers do to improve the homework process for students. (Check all that you agree with.)

		Response Percent	Response Count
<b>Make sure the students understand the homework assignment before leaving class.</b>		76.4%	162
Give clearer instructions to students about homework.		47.6%	101
Set a maximum amount of time the students should work on an assignment.		31.6%	67
Allow students time to begin the assignment in class to ensure understanding.		52.8%	112
Make sure students have time in class to write down the assignment in the assignment notebook.		66.0%	140
Post homework assignments on the school's website.		69.8%	148
Give parents guidance on how to help their children with homework.		30.7%	65
		<b>answered question</b>	<b>212</b>
		<b>skipped question</b>	<b>17</b>

**20. What would be a reasonable amount of time for your child to spend on homework each night?**

		Response Percent	Response Count
<30 minutes		2.2%	5
30-45 minutes		22.9%	51
<b>45-60 minutes</b>		<b>35.9%</b>	80
60-75 minutes		25.6%	57
75-90 minutes		11.2%	25
> 90 minutes		2.2%	5
		<b>answered question</b>	<b>223</b>
		<b>skipped question</b>	<b>6</b>

**21. How did the amount of time your child spends on homework change from the previous school year?**

		Response Percent	Response Count
Decreased		12.6%	28
Stayed the same		31.4%	70
<b>Increased slightly</b>		<b>39.0%</b>	87
Increased dramatically		17.0%	38
		<b>answered question</b>	<b>223</b>
		<b>skipped question</b>	<b>6</b>