
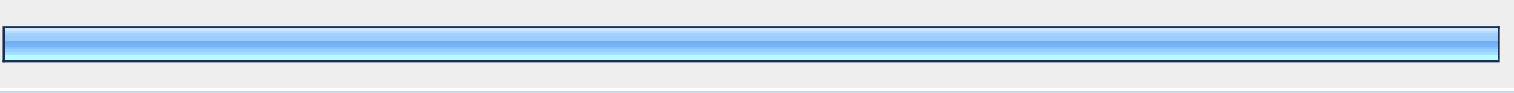





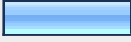





District 34 Parent Homework Survey 2008



1. My child attends:			Response Percent	Response Count
Springman Middle School		0.0%	0	
Attea Middle School		100.0%	110	
			<i>answered question</i>	110
			<i>skipped question</i>	0

2. My child is a:			Response Percent	Response Count
6th grader		37.6%	41	
7th grader		45.9%	50	
8th grader		16.5%	18	
			<i>answered question</i>	109
			<i>skipped question</i>	1

3. Child's gender:			Response Percent	Response Count
Female			45.9%	50
Male			54.1%	59
			<i>answered question</i>	109
			<i>skipped question</i>	1







4. Does your child receive special education services?			Response Percent	Response Count
Yes			8.3%	9
No			91.7%	100
			<i>answered question</i>	109
			<i>skipped question</i>	1

5. Does your child participate in the Gifted/Enrichment LA program?			Response Percent	Response Count
Yes			22.2%	24
No			77.8%	84
			<i>answered question</i>	108
			<i>skipped question</i>	2







6. Is English the primary language spoken at home?				
			Response Percent	Response Count
Yes		90.8%	99	
No		9.2%	10	
			answered question	109
			skipped question	1

7. In a typical 5-day school week, how often is your child assigned homework in each of the following classes:							
	Each time a class meets	Every other time a class meets	Once a week	Never	Unsure	Response Count	
LA	45.5% (46)	30.7% (31)	14.9% (15)	1.0% (1)	7.9% (8)	101	
Math	79.2% (80)	18.8% (19)	1.0% (1)	0.0% (0)	1.0% (1)	101	
Science	24.2% (24)	33.3% (33)	30.3% (30)	4.0% (4)	8.1% (8)	99	
Social Studies	41.6% (42)	37.6% (38)	15.8% (16)	0.0% (0)	5.0% (5)	101	
Global Language	52.1% (50)	32.3% (31)	11.5% (11)	1.0% (1)	3.1% (3)	96	
Fine Arts (Art, Drama, Music)	7.8% (7)	8.9% (8)	10.0% (9)	46.7% (42)	26.7% (24)	90	
Performing Arts (Band, Orchestra, Chorus)	15.8% (12)	10.5% (8)	5.3% (4)	42.1% (32)	26.3% (20)	76	
PE	5.6% (5)	6.7% (6)	1.1% (1)	74.4% (67)	12.2% (11)	90	
						answered question	102
						skipped question	8

8. On a typical school day (Monday-Friday), what is the total time (for all subject areas combined) your child spends completing homework?





		Response Percent	Response Count
<30 minutes		17.3%	19
30-45 minutes		27.3%	30
45-60 minutes		22.7%	25
60-75 minutes		16.4%	18
75-90 minutes		8.2%	9
> 90 minutes		8.2%	9
		answered question	110
		skipped question	0

9. On a typical weekend day, what is the total time (for all subject areas combined) your child spends completing homework?

		Response Percent	Response Count
<30 minutes		31.8%	35
30-45 minutes		29.1%	32
45-60 minutes		18.2%	20
60-75 minutes		13.6%	15
75-90 minutes		3.6%	4
> 90 minutes		3.6%	4
		<i>answered question</i>	110
		<i>skipped question</i>	0

10. For each of the following classes, do you think your child's teacher assigns:

	too little homework	the right amount of homework	too much homework	Response Count
LA	29.2% (31)	63.2% (67)	7.5% (8)	106
Math	11.2% (12)	75.7% (81)	13.1% (14)	107
Science	27.6% (29)	69.5% (73)	2.9% (3)	105
Social Studies	18.1% (19)	76.2% (80)	5.7% (6)	105
Global Language	15.0% (15)	79.0% (79)	6.0% (6)	100
Fine Arts (Art, Drama, Music)	11.6% (10)	86.0% (74)	2.3% (2)	86
Performing Arts (Band, Orchestra, Chorus)	6.3% (5)	91.1% (72)	2.5% (2)	79
PE	6.2% (5)	91.4% (74)	2.5% (2)	81
	<i>answered question</i>			108
	<i>skipped question</i>			2










11. In your opinion, how important is doing homework?			Response Percent	Response Count
Very Important			57.9%	62
Important			31.8%	34
Somewhat Important			8.4%	9
not important			1.9%	2
answered question				107
skipped question				3

12. How much do you agree or disagree with the following statements?						
	Strongly agree	somewhat agree	somewhat disagree	strongly disagree	not sure	Response Count
Doing homework helps students learn more in school.	57.8% (63)	36.7% (40)	4.6% (5)	0.9% (1)	0.0% (0)	109
Homework develops students' sense of responsibility.	80.4% (86)	18.7% (20)	0.9% (1)	0.0% (0)	0.0% (0)	107
Homework makes learning fun.	21.7% (23)	26.4% (28)	33.0% (35)	16.0% (17)	2.8% (3)	106
Homework allows students to practice a skill already learned in class.	75.0% (81)	23.1% (25)	0.0% (0)	0.9% (1)	0.9% (1)	108
Homework helps teachers assess a student's understanding of the day's lesson.	65.7% (71)	28.7% (31)	0.9% (1)	4.6% (5)	0.0% (0)	108
Homework is a way to introduce						







students to material that will be discussed later in class.	34.3% (37)	25.9% (28)	11.1% (12)	26.9% (29)	1.9% (2)	108
	<i>answered question</i>					109
	<i>skipped question</i>					1

13. How much do you agree or disagree with the following statements?						
	Strongly agree	Somewhat agree	Somewhat disagree	Strongly disagree	Response Count	
Helping my child with homework is an opportunity for us to talk and spend time together.	29.9% (32)	42.1% (45)	15.9% (17)	12.1% (13)	107	
The time my child spends doing homework does not interfere with our family spending time together.	40.6% (43)	33.0% (35)	20.8% (22)	5.7% (6)	106	
I feel capable of assisting my child with homework.	48.1% (50)	36.5% (38)	11.5% (12)	3.8% (4)	104	
My child is capable of balancing homework responsibilities with other obligations/activities.	49.1% (52)	38.7% (41)	8.5% (9)	3.8% (4)	106	
	<i>answered question</i>					108
	<i>skipped question</i>					2











14. During this school year, which of the following have you done so that your child could do his/her homework? Please select all that apply.

		Response Percent	Response Count
Created a study-friendly homework location in my home.		79.2%	84
Removed distractions during homework time.		77.4%	82
Remained close by while my child completes homework.		67.0%	71
Arranged for someone to help your child with homework		14.2%	15
Reviewed, proofed, or checked homework assignments		64.2%	68
Talked about homework assignments with your child		85.8%	91
Helped with a project		72.6%	77
Suggested places to go for information or help with homework (e.g. the library, a website)		72.6%	77
None of these		0.9%	1
		Something else	10
		answered question	106
		skipped question	4

15. Which of the following expectations about homework, if any, do you have for your child? Please select all that apply.




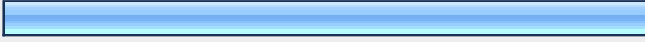



		Response Percent	Response Count
Homework is to be completed in order for my child to do something else that they want to do (such as play with a friend, watch TV or play video games).		81.5%	88
Homework is to be completed in order for my child to participate in extracurricular activities (such as sports or clubs).		43.5%	47
My child has to show a parent or other adult that his/her homework is completed.		25.9%	28
Homework is to be completed in a quiet place.		72.2%	78
Homework is to be completed at a particular time of day.		39.8%	43
None – I don't have any expectations about homework.		1.9%	2
		Something else	15
		answered question	108
		skipped question	2

16. Does your child regularly have difficulty completing homework? If yes, check all that apply. If no, skip this question.





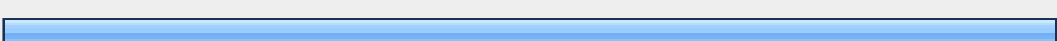


		Response Percent	Response Count
My child is easily frustrated.		36.6%	15
My child has many responsibilities at home that leave little time for homework.		7.3%	3
My child is involved in many outside activities that leave little time for homework.		26.8%	11
My child is tired/unable to focus.		22.0%	9
My child forgets to bring home books or materials.		53.7%	22
My child forgets to write down the assignment in their assignment notebook.		46.3%	19
My child does not have access to resources to complete homework (parental help, computer, a quiet place to work, etc.)		2.4%	1
My child feels the homework directions are unclear.		22.0%	9
My child feels the homework is too difficult.		12.2%	5
My child must divide his/her time between two households.		7.3%	3
		answered question	41
		skipped question	69

17. Did your child's teachers provide you with information about their expectations regarding homework?				
	Yes	No	I don't recall	Response Count
LA	59.0% (62)	15.2% (16)	25.7% (27)	105
Math	65.4% (68)	12.5% (13)	22.1% (23)	104
Science	57.7% (60)	16.3% (17)	26.0% (27)	104
Social Studies	62.1% (64)	13.6% (14)	24.3% (25)	103
Global Language	61.6% (61)	13.1% (13)	25.3% (25)	99
Fine Arts (Art, Drama, Music)	39.6% (36)	22.0% (20)	38.5% (35)	91
Performing Arts (Band, Orchestra, Chorus)	43.9% (36)	20.7% (17)	35.4% (29)	82
PE	31.8% (27)	29.4% (25)	38.8% (33)	85
	<i>answered question</i>			105
	<i>skipped question</i>			5







18. How were the teachers' expectations regarding homework communicated to you? Check all that apply.

		Response Percent	Response Count
Handout		45.0%	45
Curriculum Night presentation		69.0%	69
E-mail		7.0%	7
Team/Teacher Newsletter		43.0%	43
Signed contract		20.0%	20
Through discussion with my child		32.0%	32
I don't recall		11.0%	11
		answered question	100
		skipped question	10




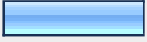
19. What could teachers do to improve the homework process for students. (Check all that you agree with.)

		Response Percent	Response Count
Make sure the students understand the homework assignment before leaving class.		73.3%	74
Give clearer instructions to students about homework.		47.5%	48
Set a maximum amount of time the students should work on an assignment.		27.7%	28
Allow students time to begin the assignment in class to ensure understanding.		47.5%	48
Make sure students have time in class to write down the assignment in the assignment notebook.		70.3%	71
Post homework assignments on the school's website.		75.2%	76
Give parents guidance on how to help their children with homework.		28.7%	29
		answered question	101
		skipped question	9

20. What would be a reasonable amount of time for your child to spend on homework each night?

		Response Percent	Response Count
<30 minutes		2.8%	3
30-45 minutes		26.6%	29
45-60 minutes		36.7%	40
60-75 minutes		23.9%	26
75-90 minutes		8.3%	9
> 90 minutes		1.8%	2
		answered question	109
		skipped question	1

21. How did the amount of time your child spends on homework change from the previous school year?

		Response Percent	Response Count
Decreased		14.7%	16
Stayed the same		37.6%	41
Increased slightly		38.5%	42
Increased dramatically		9.2%	10
		answered question	109
		skipped question	1