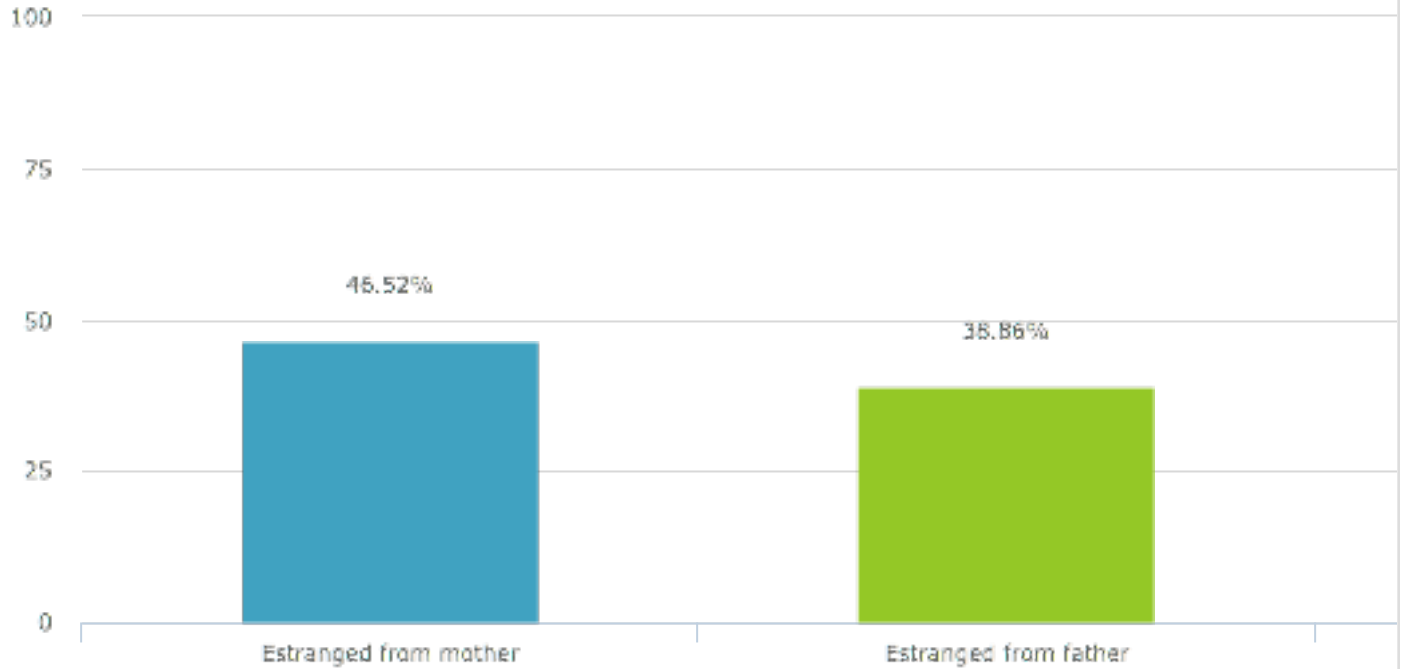


Summary Report

Additional Family Questions

1. At any point in your family history, were you ever:

Check all that apply

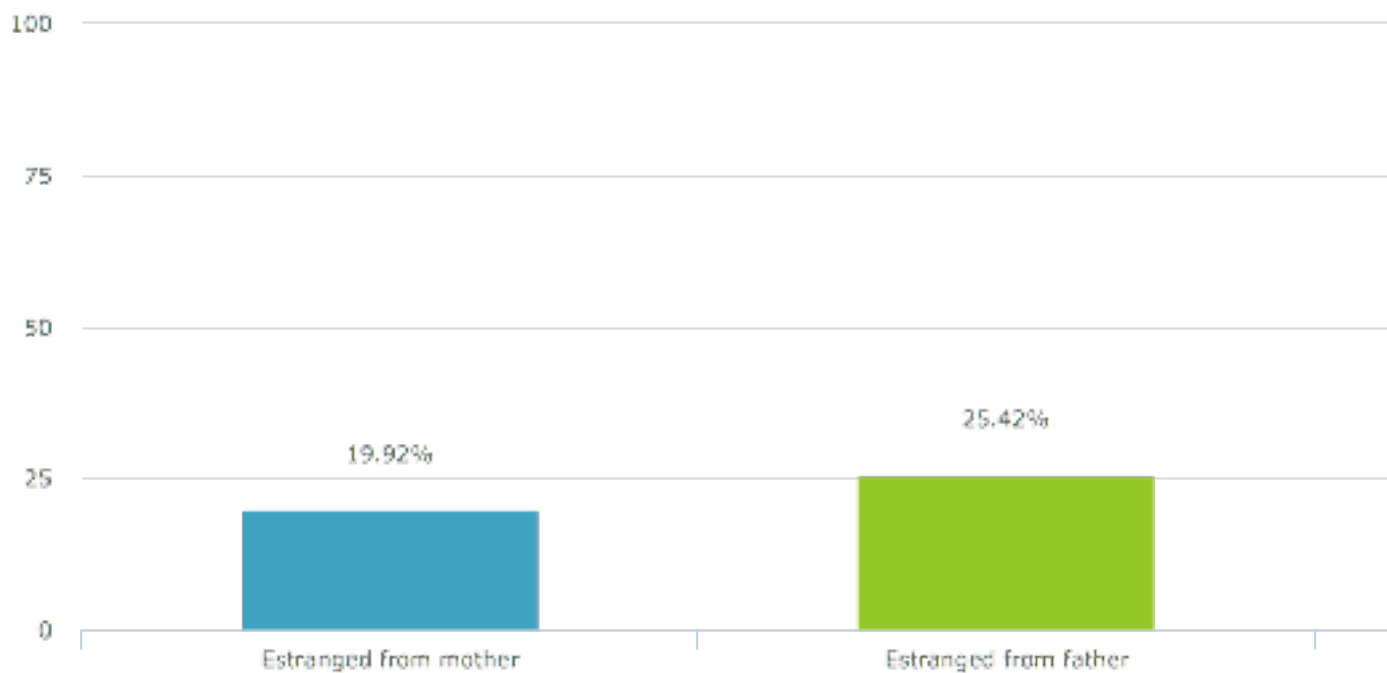


Estranged from mother	46.52%	474
Estranged from father	38.86%	396
Estranged from sibling(s)	55.45%	565
Other	30.42%	310
Total Responses		1019
Skipped		-22

2. At any point in your significant other's family history, were they ever estranged from:

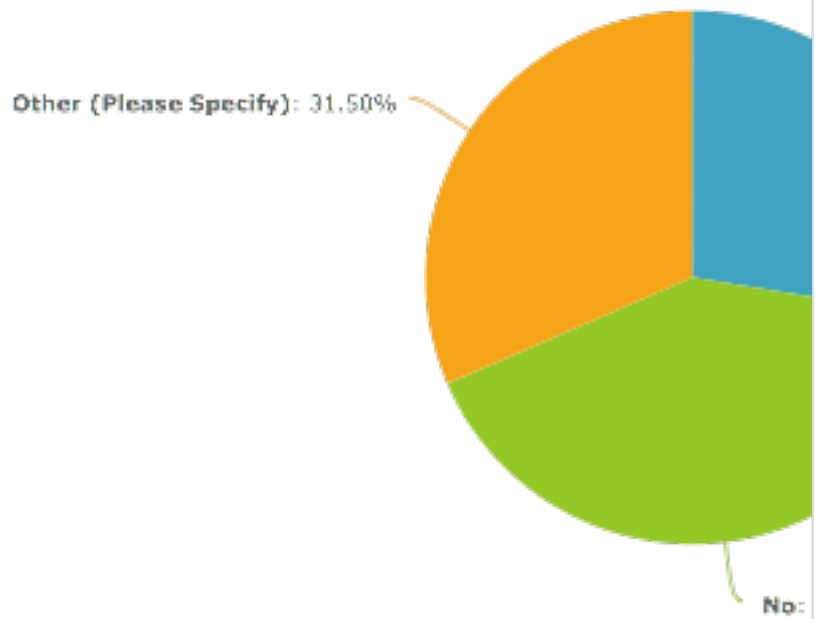
(this question applies to anyone involved with your children.. whether it be an ex or a step)

Check all that apply



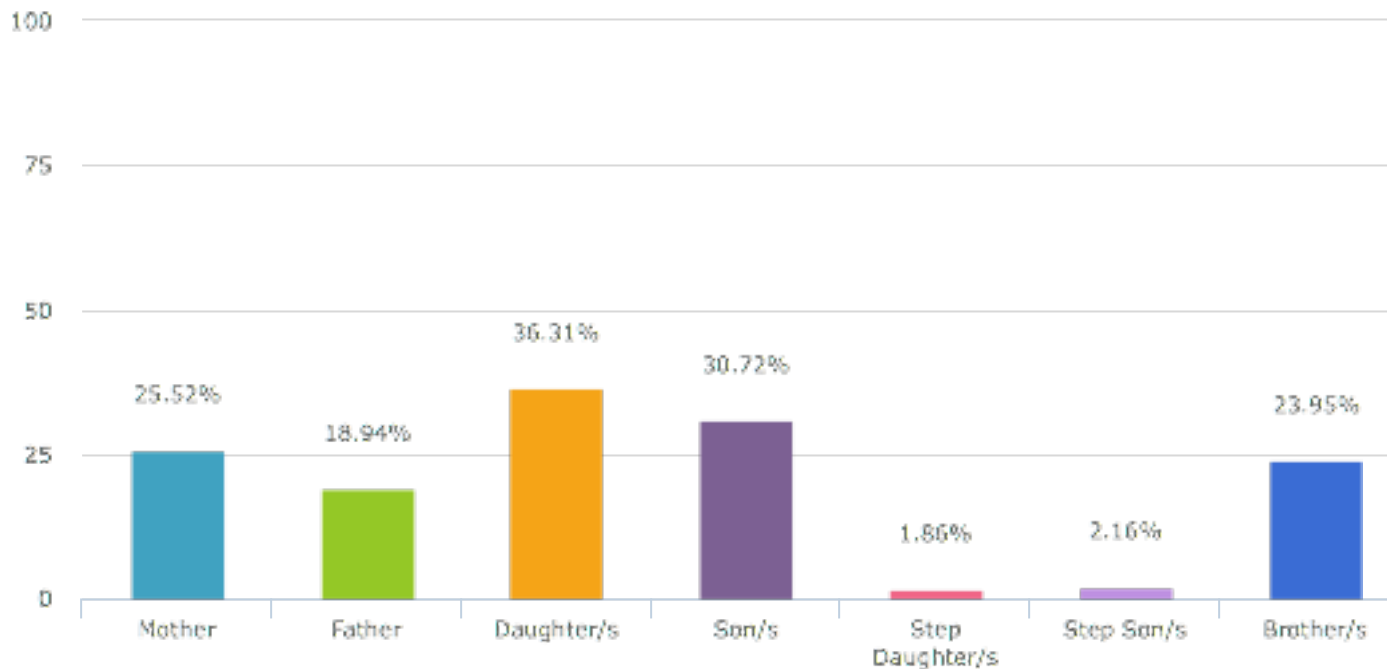
Estranged from mother	19.92%	203
Estranged from father	25.42%	259
Estranged from sibilings	32.97%	336
Other	51.52%	525
Total Responses		1019
Skipped		-22

3. Were these estrangements ever resolved?



Yes	27.58%	281
No	40.92%	417
Other (Please Specify)	31.50%	321
Total Responses		1019
Skipped		-22

4. If you are currently estranged, please check all that apply:



Mother	25.52%	260
Father	18.94%	193
Daughter/s	36.31%	370
Son/s	30.72%	313
Step Daughter/s	1.86%	19
Step Son/s	2.16%	22
Brother/s	23.95%	244
Sister/s	27.58%	281
Mother in Law	4.61%	47
Total Responses		1019
Skipped		-22

Father in Law	2.75%	28
Sister/s in Law	10.40%	106
Brother/s in Law	7.56%	77
Other (Please Specify)	16.58%	169
	Total Responses	1019
	Skipped	-22

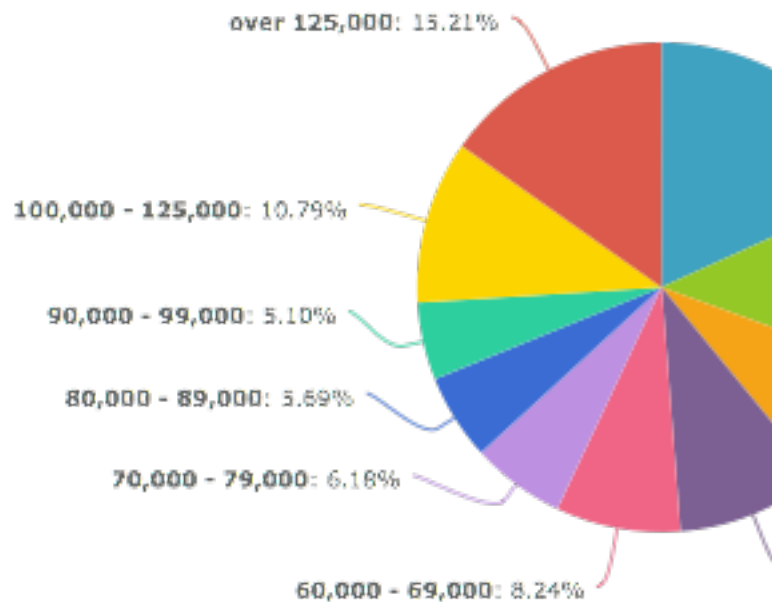
5. To keep this extra questionnaire on track:



Male	7.26%	74
Female	92.74%	945
	Total Responses	1019
	Skipped	-22

6. What is your current income bracket?

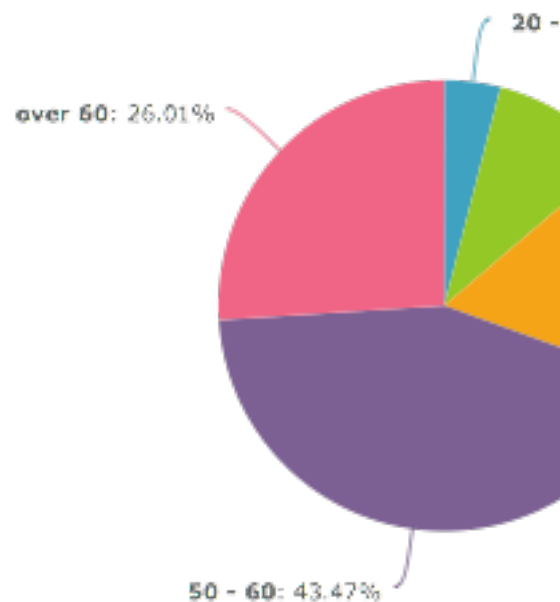
Please select from the following:



20,000 - 29,000	18.25%	186
30,000 - 39,000	12.27%	125
40,000 - 49,000	8.54%	87
50,000 - 59,000	9.72%	99
60,000 - 69,000	8.24%	84
70,000 - 79,000	6.18%	63
80,000 - 89,000	5.69%	58
90,000 - 99,000	5.10%	52
Total Responses		1019
Skipped		-22

100,000 - 125,000	10.79%	110
over 125,000	15.21%	155
	Total Responses	1019
	Skipped	-22

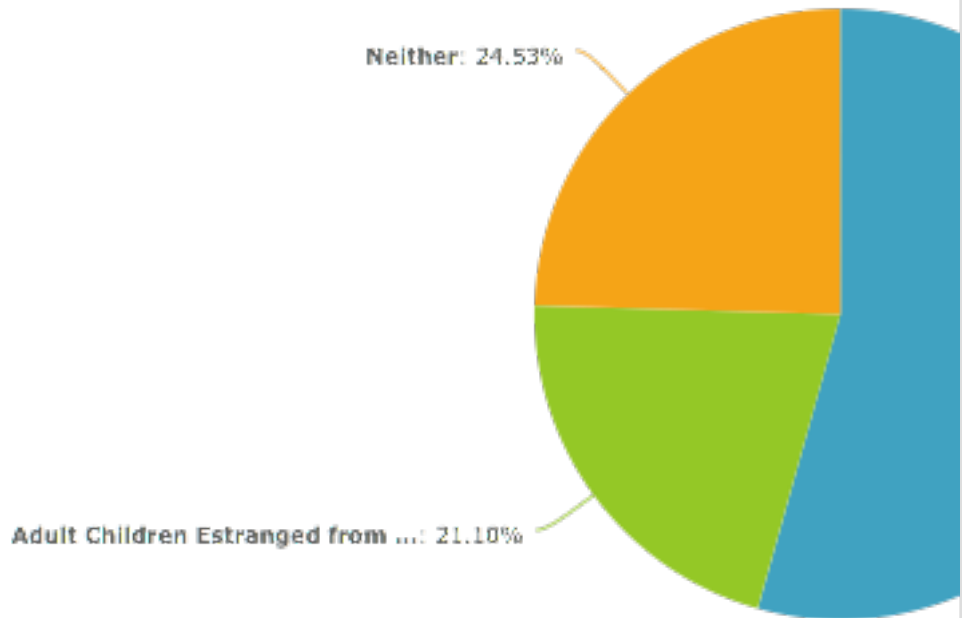
7. Please select the group that best represents your age:



20 - 29	4.02%	41
30 - 39	9.72%	99
40 - 49	16.78%	171
50 - 60	43.47%	443
over 60	26.01%	265
Total Responses		1019
Skipped		-22

8. Did you participate in the previous survey?

If so, please select which one:



Parents Estranged from Adult Children	54.37%	554
Adult Children Estranged from Parents	21.10%	215
Neither	24.53%	250
Total Responses		1019
Skipped		-22