

# **The Crystal Web**

## **A Users Guide**



**Prepared by**

**M. Rev. Don Lewis**

©Copyright Don Lewis 2005 AD / Year 5 Aquarius

No part of this publication may be reproduced without the written permission of the publisher, Witcheschool Inc., 112 W. Main, Hoopston, IL 60942

## **The Crystal Web**

The Crystal Web is an energetic construct spanning six of the world's seven continents, and having literally hundreds of Crystal Access Points around the globe. Created by the Correllian Tradition to act as a magical amplification and communications network, the Crystal Web is certainly the largest such magical engine ever constructed.

The idea of magical engines is nothing new. A magical engine is an artifact whose innate or manufactured attributes in and of themselves generate magical power which can be accessed and controlled by the magician.

Some such magical engines are simple such as using magically sympathetic stones or metals to create artifacts for specific magical purposes, in the belief that these substances will help to focus the practitioners energies toward the given purpose –a Lapis encrusted diadem for clairvoyant work, or a Rose Quartz and Rhodonite wand for emotional healing for example.

Other are more complex such as the Tibetan prayer wheel or the use of chimes in healing.

Indeed, through the use of specific stones, metals, and magical geometry, whole Temples have been created as magical amplifiers.

Energetic constructs can serve the same purpose, without necessarily involving physical artifacts at all.

Such a magical engine is in effect a synthetic energy vortex of whatever size, called upon at will by the practitioner.

The Crystal Web is a series of such vortices around the earth, linked by energetic meridians –a kind of synthetic Ley line network- which altogether form a single, gigantic vortex.

The individual Crystal Access Points are used to input or extract energy from the system. None of these can handle more than a certain amount of energy going in or out at a time. The major Crystal Access Centers are used to focus the overall energies of the Web.

## **Uses**

The Crystal Web is used as a reservoir of energy which can be called upon in need by individual Correllians, or by the Tradition as a whole. Such stored energy diffuses through the Web more or less evenly where it remains until used.

This stored energy can be used as a battery to strengthen magical works when needed, supplying more energy than the individual practitioner might otherwise be able to raise.

Moreover the Web not only acts as an energetic reservoir and battery –storing energy for later use- but as a dynamo that magnifies the energy stored in the system. This is because when all the Crystal Access Points are opened and used, they serve to amplify one another.

Just as when several people do magical work together they tend to raise more energy than any one of them could raise alone, because they amplify each others abilities, so too the Crystal Access Points acting in concert not merely passively transmit but actively increase the energy in and of themselves.

Thus, while the Web can be and is used by individuals for their own purposes, it is intended and more commonly used for mass rituals of the Tradition as a whole, with large numbers of people focusing the energy at once.

Such mass rituals are either held simultaneously around the globe (all at the same moment but at different clock-times in different time zones), or in a sequential wave (the same clock time in all time zones moving sequentially around the planet over a 24 hour period).

This allows for a huge number of people to work together at once over a large geographic expanse in a way which is utterly unprecedented.

Tradition-wide rituals of this sort are used mainly for large-scale healing or for group attunement to significant Astrological events or occasionally to inaugurate important new projects within the Tradition.

### **How it works**

The Crystal Web is the synthesis of several traditional magical techniques and practices. The nascence of the Crystal web lies in the ancient practice of burying a crystal or other valuable item as a thank offering to Deity –and also as an anchor for the ongoing energy of a time-release spell. To this is added the art of manipulating Ley lines and vortices –in this case artificially created- as well as the art of using specific crystals and gemstones for their intrinsic magical qualities, and finally the practice of geometric magic.

People have used Ley lines and vortices –both natural and synthetic- for many purposes: to amplify their own natural energy and raise more energy than they could alone: to draw energy for specific purposes (such as healing or manifestation) from sympathetic vortices: to transmit or disseminate energy along the Ley lines: to store energy for later use: and many other purposes.

Crystals and gemstones have long been used to amplify or color energy raised for a particular working. Stones of all kinds have their own unique spiritual properties which can be used to attune to or impart those qualities for a particular working: The energy of the stone effects the energy of the magician and the energy being raised. Stones such as Clear Quartz and Carnelian serve to amplify energy in various ways, stones such as Tiger's Eye and Lapis Lazuli fine tune energy for various purposes. For more on the nature and uses of stones see Appendix A.

Geometric magic uses the inherent energy of different shapes to effect energy. Differing geometric shapes influence energy in differing ways: circles tend to raise and amplify energy: tetrahedrons (three-sided triangles) deal with movement and transformation: pyramids (four sided triangles) also deal with transformation but in a slower and deeper way: Cubes deal with manifestation, steadiness and endurance: For more on geometric magic see Appendix B.

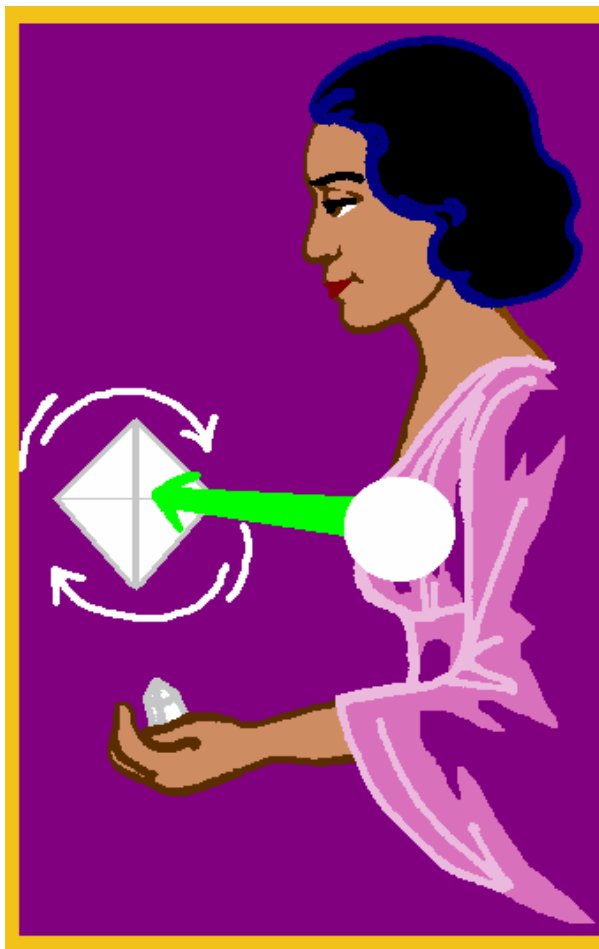
All of these arts and influence from several others have gone into the creation of the Crystal Web.

### **Creating a Crystal Access Point**

For most people their primary point of interaction with the Crystal Web will be a personal Crystal Access Point. There are also Crystal Access Centers at some Correllian Temples and Crystal Master Centers connected to the Correll Mother Temple.

Any Correllian is entitled to create a personal Crystal Access Point. From your Access Point you can put energy into the Crystal Web, and extract energy from the Web. When not in use the Crystal Access Point enters a dormant state.

For the ceremony you will need, A) a crystal, and B) a place to bury it. The crystal should be one which feels right to you. The burying spot may be anywhere you choose, but must actually be in the Earth. It is not necessary to have direct access to the buried crystal in order to use it for future workings, so feel free to use the backyard of an apartment or a public place like a park.



Dig a hole in which to bury your crystal -a garden trowel will prove an excellent instrument for this, but any digging tool may be used. Depending upon the level of privacy you may wish to use your Athame, since this is a sacred act. The hole does not need to be large, but should be somewhat deep so that the crystal will not be easily exposed by the elements or by digging animals. In this sense, the deeper the hole the better.

Now you are ready for the actual ritual.

Dig your hole first so that this is done and ready.

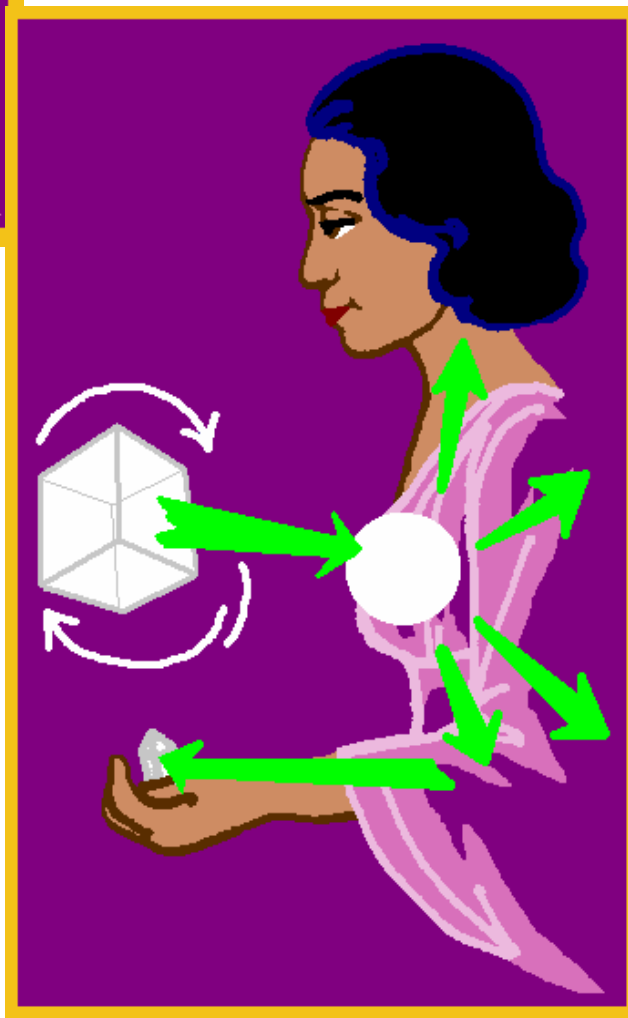
Begin by casting a Circle. Since you will be out of doors and may not be burying your crystal in a private place, you may want it to be a very simple Circle: you can do it entirely in your head, imagining the Circle around you, then silently calling the Quarters and imagining Them as pillars of white light. You may invoke Goddess and God silently.

Of course if you are in a more private place, or are comfortable being observed casting a Circle, you may do the Circle as elaborately as you choose.

Hold your crystal in both hands. Above the crystal imagine a three dimensional tetrahedron of white light. Take a moment to imagine this fully. Then imagine the tetrahedron spinning clockwise.

Become aware of your Heart Chakra. Imagine a ball of white light in the Heart Chakra and when this is clear in your head, imagine sending a beam of green light from the Heart Chakra into the spinning tetrahedron.

As the green light enters the tetrahedron, it will change its shape, becoming a cube (still spinning clockwise). Imagine this transformation fully. Fill the cube with green light from your Heart Chakra.



Once the spinning cube is filled with green light, the flow will reverse, and green light will return from the cube to your Heart. Imagine the green light filling your heart, then your chest, then your whole body -as well as the crystal held in your two hands. Let the crystal become full of this light, so that it is glowing with green light and shining out in all directions like a green Sun.

Now place the crystal into the hole prepared for it, and cover it over with dirt.

Place both hands directly over the now-covered hole and focus white light down into the Earth and the buried crystal.

Now charge the crystal to link into the Crystal Web. This may be spoken aloud or done silently. You might say something like: "O crystal, I charge you to link into the Crystal Web, becoming one with its energies. Through you I gain access to the Web, which links my Correllian family."

Now imagine a beam of white light coming from the crystal and shooting off in one or another direction, underground - this is the crystal linking into the Web. You may or may not be able to see what direction the beam goes in -this is all right, it is not imperative that you know just now. This will not be the only time you will use the crystal and if you don't see exactly how it links in this time, you may next time. If you are good at visualization however, you may find that you see not only the link created by your own crystal, but perhaps the whole Web itself.

Now that your crystal is linked, you are finished and should take down your Circle, then clear and release.

To use this crystal in the future, follow these steps:

Imagine the buried crystal within a cube of white light. Imagine the cube spinning clockwise.

Focus a beam of energy from your heart into the cube, and imagine it changing into a tetrahedron, still spinning: the crystal will then be open and may be interacted with. When finished, allow the image to fade.

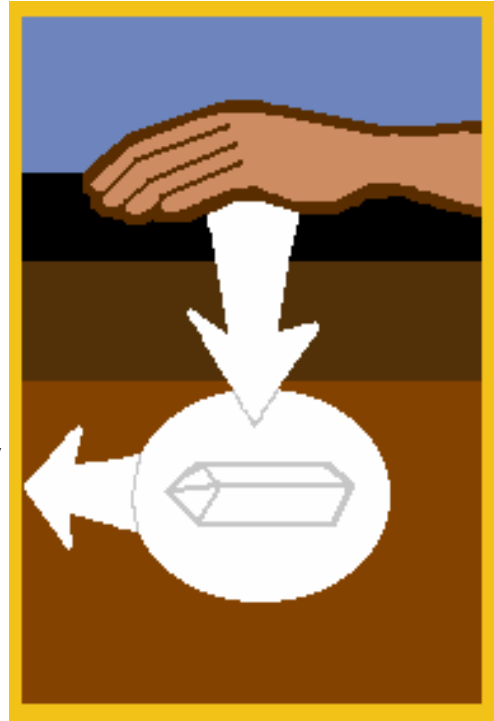
This can be done from a distance: you do not need to actually be at the site where the crystal is buried.

In working with the Crystal Web in the future you may also create additional Crystal Access Points like this one -it is perfectly appropriate to create many Access Points and use one or all to access the Crystal Web. The crystal constitutes your personal Access Point to the Crystal Web, but each crystal also serves to enlarge the Crystal Web and magnify the energy further -thus the more the better.

### **Variations on the basic Access Point**

You can also customize your personal Access Point in various ways.

One obvious customization is the use of stones other than Clear Quartz. If you wish to use stones other than Clear Quartz it is generally preferable to use them along with a Quartz, but in some cases another stone can be used instead of a Quartz.



Using a stone other than Clear Quartz may be desirable if you happen to have a particular stone which has a strong meaning and connection to you, which you wish to use as your access point. Or perhaps you wish to establish an access point but do not have access to a Clear Quartz –in this case another stone can be used. And of course you must always be open to the leading of God/dess –if you have a strong feeling that you should use a stone other than Clear Quartz you should treat this as a message and follow it.

In any of these cases it would be preferable to accompany the other stone with one or more Clear Quartz, or if this is not possible at the time to add them later by burying them on or near the spot of the main Access Point.

This is because Clear Quartz conducts and amplifies energy, which is the whole point of the Crystal Web after all.

One other possibility is if you plan to use your access point for a specific purpose. This is not generally recommended for the average Correllian. However if you are an advanced practitioner of a specialty such as spiritual healing, and wish to draw occasional energy from the network to help you with this, you might wish to customize your Access Point to focus the energy drawn in this specific direction –you might do this by using a stone such as Flourite instead of Clear Quartz as your central stone. Again, this would ideally be augmented with Clear Quartz as well.

Another variation is to use a Clear Quartz as your central stone, but add other stones around it. These stones might relate to a specialty you wish to use Crystal Web energy to aid, or they might relate to qualities you wish to impart to energy you send into the Web. For example you might add amber to help focus the energy you put into the Web, Garnet and Carnelian to help strengthen it –or any of many other examples.

Most people however when establishing a personal Access Point simply use a single Clear Quartz and find this more than suitable to their needs. More elaborate Access Points are usually established by groups –though the same principles employed in the creation of group Access Centers can be employed in creating personal Access Points if desired.

### **Group Access Centers**

The basic Crystal Access Point described above is intended to serve a single individual or small group. Larger groups or Temples may wish to establish larger group Access Centers. Access Centers are meant to be used by more than one person at a time, and are correspondingly more complex. They can handle a larger flow of energy which might be too much for an individual but perfectly suitable to a group.

The basic apparatus of an Access Center is the same as any Access Point –crystal transmitters opened and closed by the same visualization of square and triangle. The difference lies in the size and number of transmitters and in the additional stones used to color the energy.

For an Access Center either a single larger Clear Quartz or several Clear Quartz grouped together is preferable.

Additional stones may be added directly to the Clear Quartz and buried with it, or laid out in any number of patterns around it. Such patterns of augmenting stones may be laid out and buried, becoming a permanent part of the Access Point, or they may on occasion be laid out above ground for specific purposes and removed afterwards.

If you are laying out additional stones in a pattern, you should consult both the properties of the stones and the principles of geometric magic in selecting the stones and patterns to use.

For general magical purposes stones such as Lapis Lazuli and Amethyst will be desirable. If your goal is to strengthen the Access Point stones such as Carnelian, Garnet, or Gold Stone may serve this purpose well. If you plan to use your Access Point mainly for healing –either personal healing or Earth healing– stones such as Flourite, Malachite, or Aventurine might be good choices, as might stones which promote emotional healing such as Rhodonite or stones which promote balance such as Citrine. And of course you can always use more Clear Quartz.

Such additional stones might be laid out in any of numerous patterns, most commonly: a circle, which will serve to generate and amplify energy: a square which will impart stability: a triangle which will emphasize transformative power. More than one pattern can also be used, for example: a circle within a square: a triangle within a circle: overlapping triangles (six pointed star): overlapping squares (eight pointed star): or whatever seems appropriate for the groups needs.

In addition one can do things such as setting additional stones at the quarter points around the main Access Point.

You can also create several different patterns buried permanently as part of your Access Center and use tools such as visualization and dance to activate the different patterns needed for different purposes. For most individuals this is would be too complicated a process for practical use, but it can be quite suitable for a group.

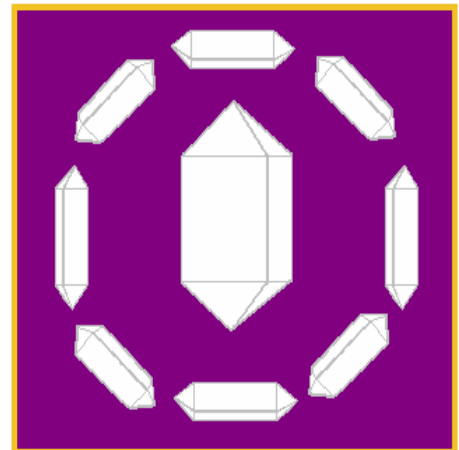
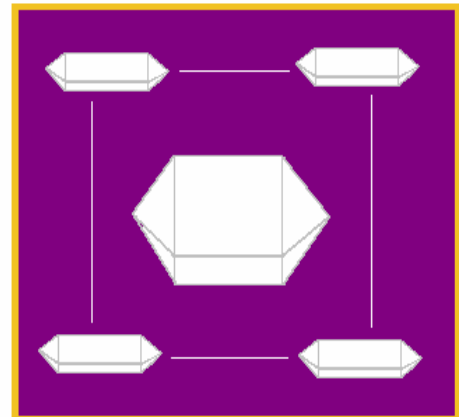
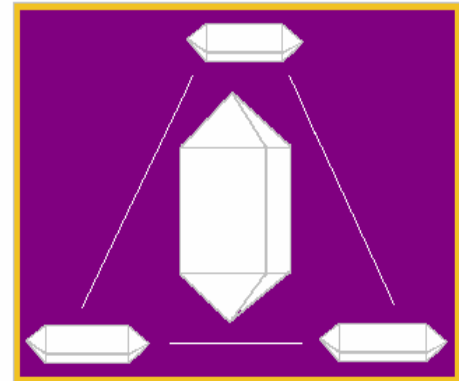
For individual Crystal Web rituals these same patterns can also be laid out using candles or candalaria with very similar effects. This is also extremely atmospheric for ritual participants.

### **Attuning Working Tools to Your Access Point**

Access Points can be used either on-site or remotely. Often people are at some remove from the physical Access Point when they need to use it, simply because the best place to create it was somewhere other than their home. One reason for this is that people who rent their current living space may wish to create their Access Point in a park or forest to which they will always have access, as opposed to a rental property they will eventually leave. Another reason may be that a specific location other than their home may have greater significance to them.

In such a case you may wish to establish a special altar attuned to your Access Point, from which to do your remote working. Such an altar can be very simple, or as elaborate as you might desire. As with all altars the purpose of this altar is to help one focus on ones working, so it should be set up in the way that best does this.

In creating the altar you may wish to consult the principles of geometric magic to help focus your energy. This can be done in ways not unlike what was described in reference to group Access Centers – the use of additional stones and laying out of geometric patterns. For an altar these would be fairly simple layouts which would color the energy you send to or extract from your remote Crystal Access Point. One could also use geometric patterns and specific colors on an altar cloth to help color the energy.



Similar principles would guide the creation of working tools intended for use specifically with your Crystal Access Point and Crystal Web altar. Probably the most obvious such tool is the wand, which could be used to assist in focusing energy into or out of your Crystal Access Point. It is not necessary to use a wand for this purpose of course, since the energy can be directed by visualization, but many people find that the use of a physical artifact such as a wand helps them to focus and to more easily direct their energy.

The most important consideration in a wand intended for use specifically with the Crystal Web would be what stones were used in its construction. Clear Quartz would be an obvious choice, but other stones could be used to help focus the wand's energy –Amethyst or Lapis Lazuli to increase its psychic frequency, Carnelian or Garnet to help increase the energy, Amber for focus, etc... These can be affixed to a wand of wood, glass, or metal in any of many artistic and pleasing ways. One can also use a wand which is itself crystal, which would be especially appropriate to this purpose, whether or not augmented with other stones. Naturally occurring Selenite wands are ideal for this purpose. In addition Clear Quartz or other crystals of sufficient size or cut in an obelisk shape can also make an excellent wand.

Another thing you might want to have on a Crystal Web altar –or even in place of a full altar- is a focusing point tied directly to the Access Point. Such a focus point can be portable, and taken with you to any place from which you might wish to remotely access your Crystal Access Point.

A focus point could be a stone or crystal, or it could be a Pentacle. A Pentacle is a magical symbol which in this case would symbolically represent your personal Access Point. The Pentacle could be painted upon a small piece of wood or stone, or carved in ceramic: although if you plan for it to be portable it is important that it be fairly light and not fragile.

The focus point would be energetically tied to the Access Point, and could be used any time that remote access was needed. Although such a focus point is not necessary for remote working with the Web, it can be helpful to some people by providing a physical artifact to focus upon.

To consecrate your Focus Point you would use basically the same ritual you used to create your Crystal Access Point itself, with some minor differences. Obviously enough the Focus Point need not be buried: and at the end of the ceremony instead of connecting directly into the Web the Focus Point would send out a beam to connect to the buried Access Point, and thence into the Web itself.

Begin by Casting a Circle as you normally would.

Hold the object which will serve as your portable Focus Point in your two hands. Imagine a tetrahedron of white light directly above the object. Have the tetrahedron very clear in your mind. Now see the tetrahedron begin to spin clockwise.

Become aware of your Heart Chakra –see a ball of white light within the Chakra, at the center of your chest. From this ball of white light in your Heart Chakra send forth a beam of green light into the spinning tetrahedron. Continue to send green light from your Heart Chakra into the tetrahedron until it changes shape becoming a cube, still spinning clockwise.

Imagine the spinning cube as clearly as possible and continue to fill it with green light from your Heart Chakra, until the cube is completely filled and the flow of light reverses: now green light will flow back from the cube to your Heart Chakra. Let the green light spread out from your Heart Chakra to fill your whole body, including the object which will become your Focus Point. When it seems that your object is completely full of this light, set it down. You are now ready to connect it.

Place both hands directly over the Focus Point and begin to send white light into it. As the white light fills the Focus Point, speak to the Focus Point and charge it to connect to your pre-existing Crystal Access Point. Continue to focus white light into the Focus Point until it shoots out a beam of white light toward the buried Access Point –imagine this beam going directly to the buried Access Point and connecting to it. This beam of energy will open the Crystal Access Point and establish a psychic tie to it.



Continue sending energy through the Focus Point into the Crystal Access Point until it becomes full and resistant to accepting any more energy.

You can now let the image fade, and the Focus Point will close on its own. You can then take down your Circle and release.

To use the Focus Point in the future you would use exactly the same steps to open it as you would the buried Crystal Access Point: changing it from its inactive cube form to its active tetrahedron form. Because of the energetic connection established both will open at once.

The greatest benefit of using such a Focus Point to connect with your buried Access Point is that the Focus Point is portable and need not always be used in conjunction with your Crystal Web Altar. A Focus Point can be taken with you to whatever location is convenient and used to connect with your Access Point via its pre-existing energetic connections.

Moreover several portable Focus Points can be brought together in one place allowing a group to connect to multiple Access Points which may be quite remote from the group ritual. This has the benefit not only of allowing interaction with several Access Points at once, but the energies will tend to amplify each other giving greater power to the work.

### Augmenting your Access Point via Human Engine

So far we have discussed a variety of ways in which physical artifacts can be used to augment the energy of a Crystal Access Point or Group Access Point.

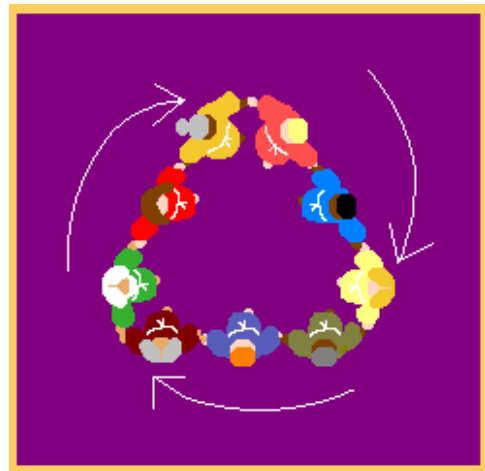
Beyond this there are also a variety ways in which groups of people can augment the energies of a Crystal Access Point.

We have already discussed how temporary geometric layouts of additional stones or candles can be laid out above ground to help focus energy into or out of an Access Point, making use of the qualities of stones as well as the properties of geometric magic.

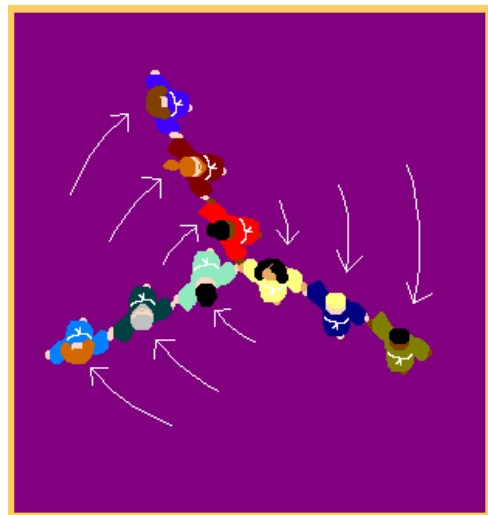
Similar principles can be applied to group visualization, which might be too much for individual practice. Geometric Energy Constructs can be created and directed by the group to amplify or focus the energies being put into or extracted from the Crystal Access Point. The same geometric principles would apply here as elsewhere: A circle or sphere can be used to build or amplify energy; a tetrahedron to emphasize change and transformation; a pyramid or obelisk for more stable transformation and growth; a cube for physical manifestation and stability; et cetera.

In addition to basic visualization techniques, persons with Third Degree training can also focus sonic and kinetic waves using these same geometric principles to greater effect.

The use of chanting, music, and dance can be used to power these Third Degree sonic and kinetic techniques -but can also be used in their own right to effect the energy.



Above: A triangular dance pattern.



Above: Another type of triangular dance pattern.

Geometric dance patterns can be used to emphasize and impart energy in the same way that geometric stone and candle layouts do, but with a more dynamic effect that can be quickly and easily transformed from one pattern to another.

The most famous example of geometric dance is the circle dance used to raise general energy in ritual. Other geometric patterns can be used to raise and focus energy in more specific ways: Triangular and tripartite patterns can be used to generate transformational energies: a square dance pattern, either with a stable square turning deasil or a square whose sides move in and out, can be used to anchor and stabilize energy: and combinations such a circle dance within a square dance can be used according to the geometric principles associated with the given shapes.

Moreover the medium of dance allows the sudden transformation from circle to triangle to square (or any other given shapes) simply by changing the steps of the dance, thus shifting the energetic effect created. This can greatly heighten a moment of transformation (such as the opening of the Access Point) as well as giving participants a very physical representation of the change created.

Although such a human engine may involve many people, often a specific person or several persons will have the job of focusing the group energy being raised. This allows the others to throw themselves more fully into the process of raising and focusing the energy.

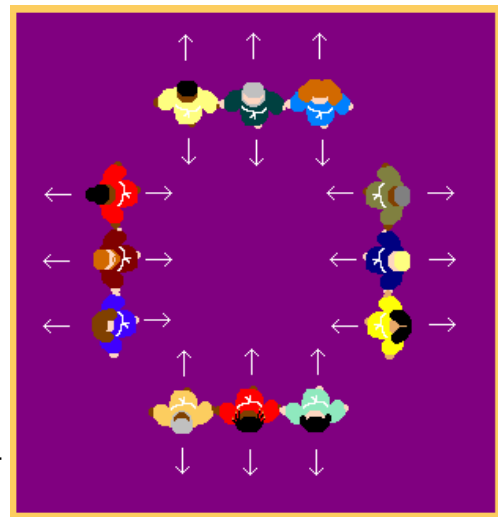
### Origins and History

Like modern Wicca itself, the origins of the Crystal Web are heterogeneous. Burying crystals or other items for spiritual purposes a very old practice, and very traditional for Correllians. Crystals or other stones would be buried as thank offerings to accompany prayers or spells. Sometimes such buried crystals would be charged to act as “psychic anchors” to keep a long-term spell on track or to form a bond by which additional energies could be easily sent to an existing spell.

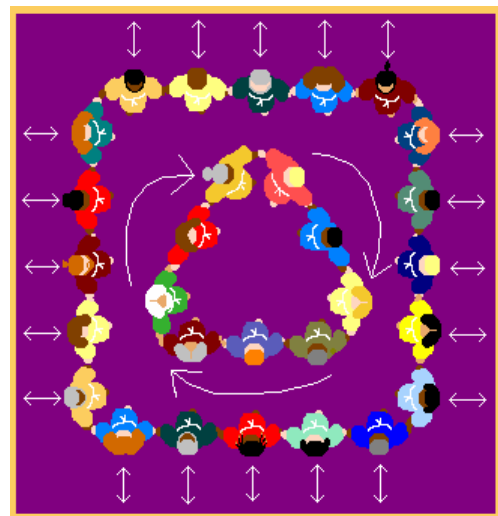
In particular Correllians were using buried crystals in connection to Ancestor worship –specifically to maintain ties to locations connected to the Ancestors- and as anchors for Earth Healing spells.

The practices of another group who would ultimately become Correllian were also integral to the nascence of the Crystal Web.


The Harmonic Convergence of 8 August, '88, played a crucial role in the development of the Crystal Web. Correllians were very much involved in observing the Harmonic Convergence.



Above: A square dance pattern.



Above: A complex dance pattern featuring a triangle within a square.



Above: A complex dance pattern featuring a square inside a circle.



Rev. Eleanor "Eursula" Royce

Another group much affected by their involvement in the Harmonic Convergence was the New Castle Society, headed by Ed Hubbard. Leaders of both the Correllian Tradition and the New Castle Society experienced significant visions during the Harmonic Convergence – visions which two years later would influence the decision for the two groups to work together and ultimately merge.

One of these visions led to the creation of the Crystal Web as it exists today. Ed Hubbard had a vision during the Harmonic Convergence of a globe-spanning psychic engine, anchored and powered by crystals buried in the Earth. Almost immediately Ed began establishing Crystal Access Points.

In 1590 Pisces (1990 AD) spiritualist minister Rev. Eleanor "Eursula" Royce would introduce the two organizations to one another, leading to an almost immediate alliance.

When Ed Hubbard and many members of the New Castle Society joined the Correllian Tradition (in stages between 1590 – 1592 Pisces), they brought with them many cutting edge ideas including the Crystal Web. To these ideas were added Correllian magical and spiritual expertise, honed over several generations of development. The result of this was a reinvigorated Correllian Tradition which united and transcended the deep but staid High-Correll Familial Tradition (Nativism) and the raw-edged, ambitious New Castle Society.

After the creation of the Directorate by the Correllian Council of Elders in 1592 Pisces, and the installation of Rev. Ed Hubbard as First Director, the Tradition began to promote and integrate cutting-edge ideas at an increasingly rapid pace –including the expansion of the Crystal Web.

By the middle 90s full-scale Master Access Points had been created in both Chicago and Danville Illinois, to act as centers of the evolving Web. These included the conversion of a long established crystal anchor Under-The-Hill, the birthplace of the Correllian Tradition.

Today a number of such Master Access Points exist, created by the Correll Mother Temple using more advanced versions of the techniques described above. These Master Access Points are opened mainly for Tradition-wide ritual to help focus the energies of the Crystal Web as a whole.

The Web is also home to several energetic Guardians whose purpose is to help focus and direct the energies of the Web, as well as to protect and sustain the Web itself. These Guardians also protect the Correllian Tradition as a whole through the medium of the Web, which is never dormant even though the individual Access Points may be.

## **The Future of the Crystal Web**

What is the future of the Crystal Web? In many ways only time will tell. There has never been anything quite like the Crystal Web before, and so while we can have ideas of its future in many ways we can only really learn by doing.

It is reasonable to assume that the Crystal Web has uses far beyond its current applications for healing, attunement, and protection. It is a tremendous psycho-magical machine capable of raising and focusing gigantic amounts of energy from multiple points of origin toward a single purpose. How this can be utilized will be discovered in coming years through our increasing experience of the Crystal Web.

To help develop the potential of the Crystal Web we have created a Formal Distance Shrine, the Shrine of the Crystal Web, specifically to study and work with the Crystal Web.

The more we use the Crystal Web the more we learn about its capabilities, but it no doubt has capabilities as yet undreamed of. These will be revealed as we as our experience and understanding of the Crystal Web grows.

## **APPENDIX A**

Excerpted from Degree Lesson 1:12

### **MEANINGS OF STONES**

**AMBER** -(yellow, orange, brown) Helps clear the mind, gives mental clarity, inner peace.

**AVENTURINE** -(green) Draws money and prosperity.

**BLOODSTONE** -(green with red flecks) Promotes creativity, self-expression, and artistry. Also aids healing, especially from surgeries or blood related diseases.

**BLUE LACE AGATE** -(light blue) Healing. Overcoming obstacles. Can be used as a "wish stone."

**BLUE STALACTITE** -(blue) Personal power and direction. Helps with finding and staying on the right personal path. Promotes self-knowledge, centering, connecting to the **HIGHER SELF**.

**CARNELIAN** -(orange-red) Promotes personal power, strengthened magic, increased fertility or creativity, happy home. Also helps combat the jealousy of others.

**CHRYSACOLLA** -(blue, green) Promotes balance and inner peace.

**CHRYSOPHRASE** -(green) Clears blockages in communication, promotes eloquence and persuasiveness.

**CITRINE** -(golden brown) Strengthens self-esteem, promotes balance and good cheer.

**CRAZY LACE AGATE** -(brown stripes) Awakens hidden talents and abilities, promotes success in career situations.

**CRYSTAL (CLEAR QUARTZ)** -(clear) Amplifies and directs energy. Builds energy pathways. Strengthens the energies of anything its put with.

**DIAMOND** -(clear) Earth's hardest stone -promotes personal growth, spiritual lessons, perfecting of self. Also resilience, perseverance, permanence.

**EMERALD** -(light to dark green) Protection, success, prosperity. Also promotes memory, learning.

**FLOURITE** -(comes in many colors) Promotes healing. The focus of the healing may be emotional, physical, spiritual, etc., depending upon the color of the flourite.

**GARNET** -(dark red, wine) Personal power, focus, protection. Also aids in healing, especially with blood related diseases.

**GOLDSTONE** -(brown with gold flecks) Used to draw money, especially through commerce or the collection of monies owed. Goldstone is a synthetic stone, but made with real gold.

**HAEMATITE** -(silvery black) Gives protection, absorbs negativity, helps relieve grief or pain.

**JADE** -(comes in many colors, but most commonly green) Serenity, inner peace and balance, good fortune. Promotes the perfection of self, and connection to Spirit.

**JASPER** -(red, brown) Helps promote openness to new ideas and influences, flexibility.

**JET** -(black) Sacred to Hekate. Jet gives protection, promotes mental and emotional clarity, deflects negativity, and helps to overcome sorrow or sadness. Traditional stone of mourning, now grown rare.

**LAPIS LAZULI** -(dark blue) Promotes psychic opening, clairvoyance. Now grown rare.

**MALACHITE** -(green and black) Malachite promotes success -whether in business or love. Prosperity, creativity, fertility.

**MARLENITE** -(red, red and yellow) Also called "*Philosopher's Stone*." A very strong money stone, this synthetic stone is named for Marlena Berndt, famous metaphysical historian of gems and stones.

**MOONSTONE** -(milky white) Protection, absorbs negativity, promotes confidence, psychic opening.

**MOTHER-OF-PEARL** -(iridescent white) Deepens emotional commitment, draws marriage, long-term love.

**OPAL** -(iridescent greenish white with orange, red) Promotes psychic opening and development, sensitivity to spirits. Once considered unlucky by those who feared psychic phenomena.

**PEARL** -(white) Peace, compassion, love. Pearls are said to retain positive emotions incomparably well.

**RHODOCHROSITE** -(pink and gray) Promotes sexual adventure, fertility, pregnancy.

**RHODONITE** -(pink and black) Helps healing of emotional pain, especially from loss of love or loss of a loved one. Helps requite grief, draw new love. Promotes reconciliations of parted lovers or friends.

**ROSE QUARTZ** -(pink) Love, happiness, self esteem.

**SODALITE** -Sodalite is very similar to Lapis Lazuli and is often used in place of it. Promotes psychic development, clairvoyance.

**TIGER'S EYE** -(gold and brown stripes) Promotes popularity, eloquence, persuasiveness. Helps improve communications. Also used for protection in traveling, and for protecting mechanical vehicles.

**TURQUOISE** -(blue) Protection, good fortune, psychic opening. Considered very sacred.

# APPENDIX B

Excerpted from Degree Lesson 2:10

## . Geometric Magic

In the Correllian Tradition we make much use of geometric forms in the creation of energy constructs. This is especially true in terms of working with Ley Lines, where the base of our practices is geometric. Energy is focused through geometric constructs: the constructs impart their own qualities to the energy, and are also sometimes used to act as generators continuing to create and project the desired energy long after the working has finished.

The **Lesson 2:10 Spell Of The Month** describes the process of this in greater detail through the example of a simple ceremony for working with Ley Lines. More complex examples of this sort of work will be discussed elsewhere, but to help you get a feel for it we will discuss the various geometric shapes and how they are used in this context.

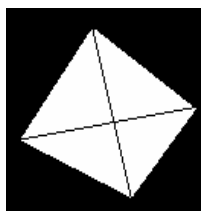
When we use geometric forms in magic we use a three-dimensional image of them, created through visualization and intent to focus and shape energy. Thus we use a sphere rather than a circle: a pyramid rather than a triangle. It is very important for you to understand this, even though it may take you some practice to be able to fully imagine the three-dimensional form.



**Sphere** –the sphere is considered the “perfect” form, because it is the same from all angles. The sphere is perhaps the most common energetic construct, and one with which you will have a great deal of experience if you have been doing the **Exercises** regularly. The sphere generates a smooth, steady energy flow which tends to be fairly self-contained. It is especially useful for generation of energy, but usually not so useful for direction of energy.

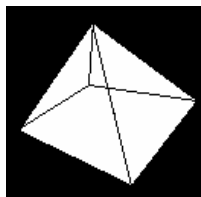


**Line or Beam** –More commonly termed a beam, a line is a very focused construct intended to deliver energy to a tightly defined destination. The beam, because of its restricted, narrow form intensifies the energy, creating an effect not unlike a laser. Beams are used in many ways, and you have used them in the **Exercises** quite a bit already: they have especial application to advanced techniques of psychic healing.

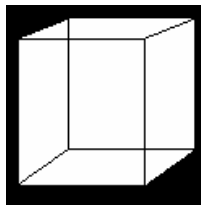


**Tetrahedron** –The tetrahedron is a three-dimensional triangle, having three triangular sides and a triangular base. Use the tetrahedron for transformative energy, energy whose purpose is to induce change. The tetrahedron induces movement, development, and growth.

The Tetrahedron is one of the five **PLATONIC SOLIDS**, which are the five perfect polyhedrons which the Greeks used to represent the Air, Fire, Water, Earth, and Spirit. The Tetrahedron represented Fire and the qualities associated with fire such



**Pyramid** –The pyramid is similar to a tetrahedron except in that the pyramid has four triangular sides and a square base. This gives energy focused through a pyramidal construct a greater stability but reduces its transformative power.



**Cube** –The cube is a three-dimensional square having four square sides as well as square top and a square bottom. The cube is a form which promotes stability and focus. Use a cube when you want to make an energy flow more steady, or you need to anchor energy very securely. The cube is resistant to change, and also tends to slow energy.

The Cube is also called a Hexahedron, and is one of the Platonic Solids used by the Greeks to represent Earth and the qualities Earth corresponds to, such as solidity.

**Octohedron** –The Octohedron has eight triangle-shaped sides. Visually the Octohedron resembles a double sided Pyramid or a “diamond” design. The Octohedron partakes of the transformational nature of the triangle, the stability of the number four, and also the intensity of the number eight –thus it gives an intensified but still stable transformative energy very much like the pyramid doubled. The Octohedron is most useful as a long-term construct meant to disperse energy over an extended period.

The Octohedron is one of the Platonic Solids and was used by the Greeks to represent Air and the qualities associated with air, such as thought and inspiration.

**Decahedron** –The Decahedron has ten triangle-shaped sides, and gives the effect of a three-dimensional Pentagram/Pentagon. The Decahedron is similar to the Tetrahedron in that its energy is transformational, and promotes growth and change, but the influence of the number ten gives it a regenerative power as well which serves to constantly revitalize its energy. The energy of the Decahedron is adaptive as well as transformational, and tends to recreate itself as needed. Because it renews itself, the Decahedron is more durable than the Tetrahedron and like the Octohedron is used for constructs that are meant to last for a long period of time.

**Dodecahedron** –The Dodecahedron has twelve Pentagon-shaped sides. As such it partakes of the transformational qualities of the five-sided Pentagon as well as the idea of completion often associated with the number twelve. Use the Dodecahedron for a construct which is meant to lead to completion of a specific goal, as opposed to simply imparting a certain kind of energy or a certain effect. The Dodecahedron has a very focused quality which will help to hold the construct on course for its duration.

The Dodecahedron is one of the Platonic Solids and was used by the Greeks to represent Spirit and the qualities associated with Spirit such as unity and providence.

**Icosahedron** –The Icosahedron has twenty triangle shaped sides and is most familiar to the modern reader as being the shape of the twenty-sided dice used in role playing games. The Icosahedron is associated with change and adaptability, it is best used for long term projects where the construct may be subject to changing conditions, as the Icosahedron is more flexible and adaptable than most of the other geometric constructs. The Icosahedron can also be used to create a stable emotional atmosphere in a location where this might be needed, or to help stabilize a person or situation which is prone to emotional instability.

The Icosahedron is one of the Platonic Solids and was used by the Greeks to represent Water and the qualities associated with water such as fluidity and mutability.

It is to be noted that although the geometric forms are often used individually, they are also often used in combination –though combining them should only be attempted after first becoming familiar with the basic forms.

