
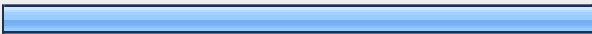




1. What is your level of interest in an ADR deskbook that contains a Table of Contents ("TOC") similar to the above draft and includes forms and resource links on a CD?

	Response Percent	Response Count
No interest, would never use it/needs already met 	5.7%	8
Some interest, but not enough to buy 	34.0%	48
Moderate interest, would buy one depending on price 	42.6%	60
Substantial interest, would most likely buy 	14.9%	21
Significant interest, would buy immediately 	2.8%	4
<i>answered question</i>		141
<i>skipped question</i>		0




2. TOC Topic(s) you would add/omit/modify include . . .

	Response Percent	Response Count
ADD topics: 	89.3%	50
OMIT topics: 	10.7%	6
MODIFY (re-word, combine, etc.) topics: 	16.1%	9
<i>answered question</i>		56
<i>skipped question</i>		85

3. Other comment(s) or question(s) about content or format. . .

	Response Count
	32
<i>answered question</i>	32
<i>skipped question</i>	109

4. Which ADR CLE topics, in order of preference, would you like to see presented?

	Response Percent	Response Count
First choice? 	100.0%	98
Second choice? 	78.6%	77
Third choice? 	52.0%	51
<i>answered question</i>		98
<i>skipped question</i>		43






















5. Which type of program would you most likely attend? Please Rank: 1 = Not Very Likely 2 = Likely 3 = Very Likely






	Response Average	Response Total	Response Count
Mini CLE (brown bag) (1 1/2 hr.)	1.95	226	116
Half-day CLE	1.88	216	115
Full day CLE	1.86	210	113
<i>answered question</i>			117
<i>skipped question</i>			24

6. Please identify your profession(s) by typing "yes" in the appropriate box (es). Provide your bar number or e-mail address for entry into the drawing for choice of deskbook.

		Response Percent	Response Count
Professional Mediator/Arbitrator	<input type="checkbox"/>	30.5%	36
Volunteer Mediator/Arbitrator	<input type="checkbox"/>	26.3%	31
Attorney Advocate	<input type="checkbox"/>	74.6%	88
Educator	<input type="checkbox"/>	12.7%	15
Judge	<input type="checkbox"/>	8.5%	10
Bar Number or E-mail address	<input type="checkbox"/>	87.3%	103
<i>answered question</i>			118
<i>skipped question</i>			23

7. Please identify your practice area(s)

		Response Percent	Response Count
Administrative Law		8.3%	10
ADR		26.7%	32
Animal Law		0.0%	0
Antitrust/Consumer Protection		5.0%	6
Bankruptcy Law/Creditor & Debtor Rights		5.8%	7
Business Law		29.2%	35
Civil Rights Law		0.8%	1
Construction Law		13.3%	16
Corporate Counsel		10.0%	12
Creditor/Debtor		11.7%	14
Criminal Law		7.5%	9
Elder Law		6.7%	8
Environmental and Land Use Law		5.0%	6
Family Law		29.2%	35
Health Law		1.7%	2
Indian Law		0.0%	0
Intellectual Property		10.8%	13
International Practice		1.7%	2
Juvenile Law		8.3%	10
Labor and Employment Law		19.2%	23
Litigation		32.5%	39
Military Personnel		0.0%	0
Medical Malpractice		0.8%	1
Personal Injury		15.0%	18

Real Property, Probate and Trust		35.8%	43
Sexual Orientation/Gender Identification		2.5%	3
Tax		0.8%	1
Workmens Compensation		1.7%	2
Other		26.7%	32
		<i>answered question</i>	120
		<i>skipped question</i>	21