

Darrell Blackman

The Next Big Play NFL Return Man

- **One of the best kick returners in the nation**
- **Had better return statistics as a collegiate than some of the NFL's best return men**
- **Gained a combined 1,019 yards on punt and kickoff returns as a senior**
- **Versatile performer spent two years apiece at running back and receiver**
- **Caught 41 passes for 593 yards at wide receiver this season**
- **Returned two punts and two kickoffs for touchdowns in his brilliant career**
- **Topped the Wolfpack in both all-purpose yards (1,624) and all-purpose yards per game (135.3) by a wide margin this season**
- **Ranked 17th in the nation with a 12.4 punt return average this season**
- **Led the ACC in kickoff return average in both 2005 and 2006**

Final College Season Kick Return Comparison to Devin Hester – Pro Bowl Return Man

Darrell Blackman, NC State 5-10, 205
 Devin Hester, Miami 5-11, 186

Kickoff Return Comparison

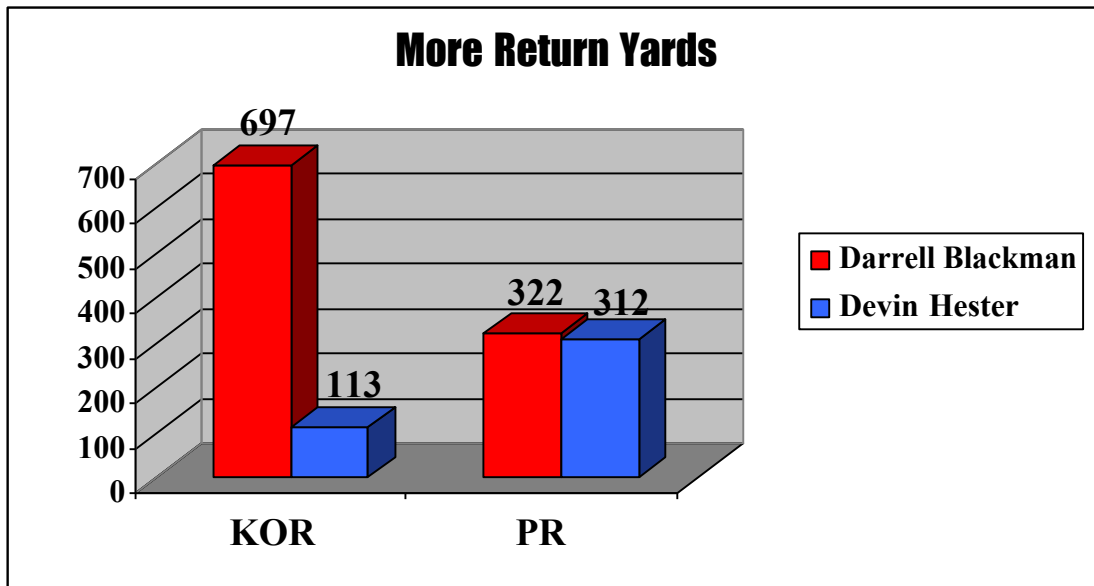
	G	KOR	YDS	Avg.	TD
Darrell Blackman (2007)	12	31	697	22.5	1
Devin Hester (2005)	10	7	113	16.1	0

- Blackman had far better kickoff return numbers than Hester

Punt Return Comparison

	G	PR	YDS	Avg.	TD
Darrell Blackman (2007)	12	26	322	12.4	0
Devin Hester (2005)	10	22	312	14.2	1

- Both players had impressive punt return averages



Hester in the NFL

- Named to 2 Pro Bowls as a return specialist in his first 2 seasons
- Has already returned 7 punts and 4 kickoffs for touchdowns as a pro

Final College Season Kick Return Comparison to Ted Ginn Jr. – 2007 #9 Overall NFL Draft Pick

Darrell Blackman, NC State 5-10, 205
 Ted Ginn Jr., Ohio State 5-11, 178

Kickoff Return Comparison

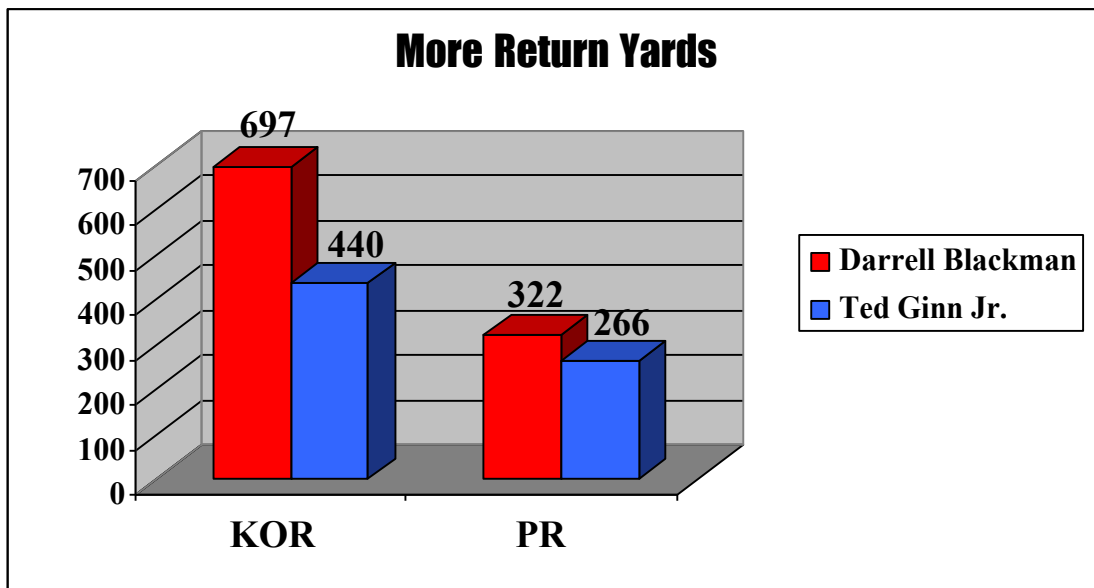
	G	KOR	YDS	Avg	TD
Darrell Blackman (2007)	12	31	697	22.5	1
Ted Ginn Jr. (2006)	13	18	440	24.4	1

- Blackman had 257 more kickoff return yards than Ginn

Punt Return Comparison

	G	PR	YDS	Avg	TD
Darrell Blackman (2007)	12	26	322	12.4	0
Ted Ginn Jr. (2006)	13	24	266	11.1	1

- Blackman had a better punt return average than Ginn



Ginn in the NFL

- Speed and return skills enabled Ginn to climb to the 9th overall pick in the 2007 NFL Draft

Final College Season Kick Return Comparison to Allen Rossum – Pro Bowl Return Man

Darrell Blackman, NC State 5-10, 205

Allen Rossum, Notre Dame 5-8, 178

Kickoff Return Comparison

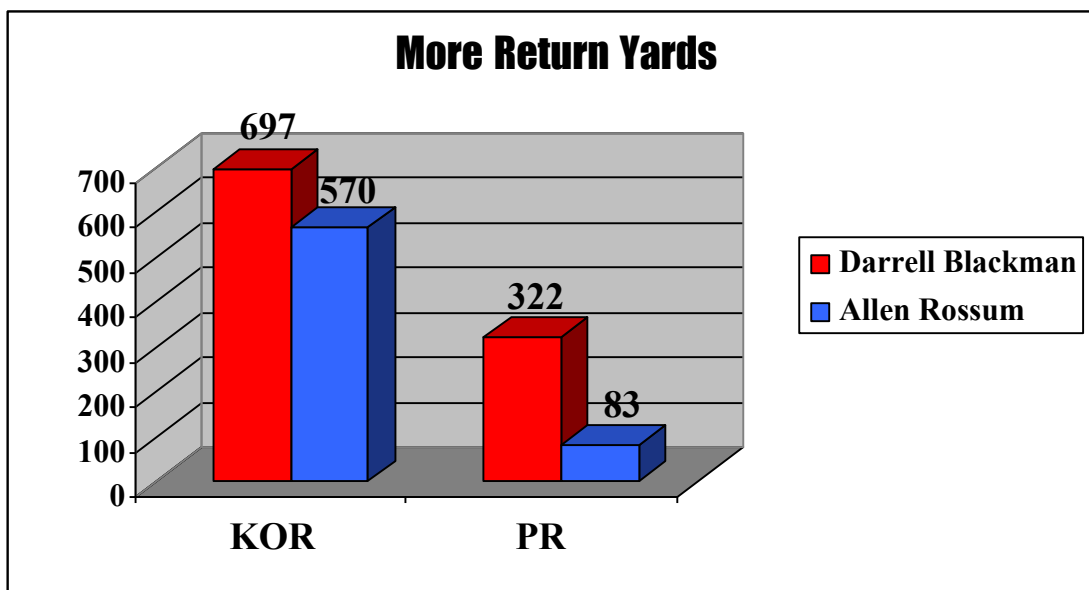
	G	KOR	YDS	Avg	TD
Darrell Blackman (2007)	12	31	697	22.5	1
Allen Rossum (1997)	12	20	570	28.5	2

- Both players had impressive kickoff return numbers

Punt Return Comparison

	G	PR	YDS	Avg	TD
Darrell Blackman (2007)	12	26	322	12.4	0
Allen Rossum (1997)	12	12	83	6.9	0

- Blackman had a much better senior season than Rossum returning punts



Rossum in the NFL

- Named to the 2005 Pro Bowl as a return specialist
- Has brought back 4 kickoffs and 3 punts for scores in his career

Final College Season Kick Return Comparison to Yamon Figurs – Emerging NFL Return Man

Darrell Blackman, NC State 5-10, 205
 Yamon Figurs, Kansas State 5-11, 175

Kickoff Return Comparison

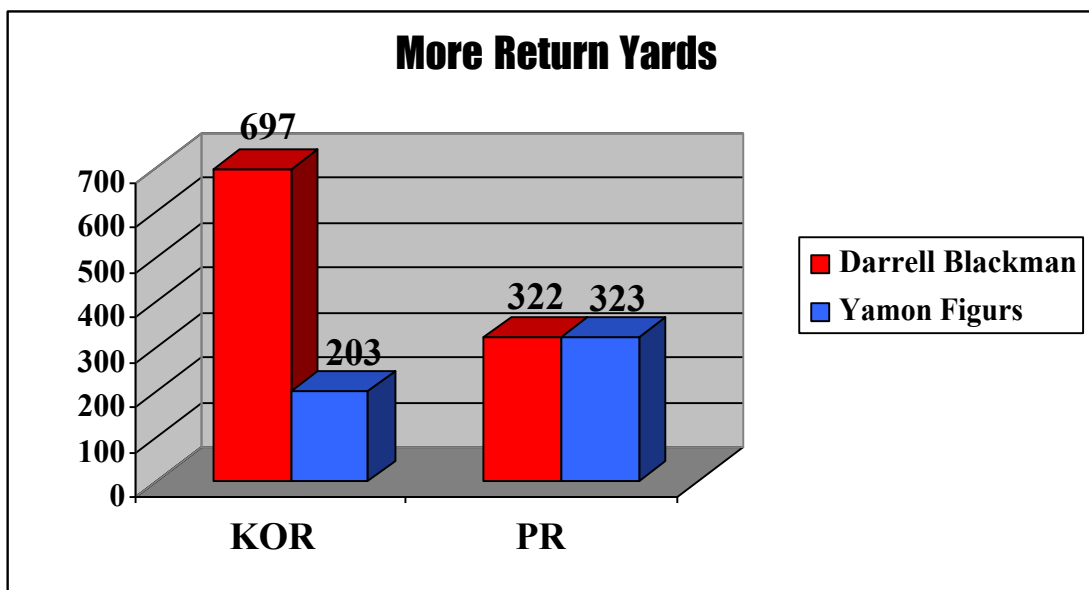
	G	KOR	YDS	Avg	TD
Darrell Blackman (2007)	12	31	697	22.5	1
Yamon Figurs (2006)	11	9	203	22.6	0

- Blackman had far more impact on kickoff returns than Figurs

Punt Return Comparison

	G	PR	YDS	Avg	TD
Darrell Blackman (2007)	12	26	322	12.4	0
Yamon Figurs (2006)	11	22	323	14.7	2

- Figurs had the edge on punt returns



Figurs in the NFL

- Returned both a punt and a kickoff for touchdowns in his rookie year
- Ranked 7th in the NFL in yards per punt return (10.7) this season

Amazing Versatility

Success at Wide Receiver – Career Receiving Numbers

	G	REC	YDS	Avg.	TD
2004	10	9	90	10.0	0
2005	12	15	151	10.1	1
2006	11	27	358	13.3	2
2007	12	41	593	14.5	1
Career	45	92	1192	13.0	4

- Since moving to wide receiver in 2006, Blackman has posted impressive numbers
- He caught 68 passes in his two seasons playing receiver

Experience at Running Back – Career Rushing Numbers

	G	ATT	YDS	Avg.	TD
2004	10	52	206	4.0	1
2005	12	46	203	4.4	2
2006	11	12	47	3.9	0
2007	12	3	12	4.0	0
Career	45	113	468	4.1	3

- Blackman played running back as a freshman and sophomore
- He averaged better than four yards per carry in his limited opportunities

Best Punt Return Average by Seniors – 2007

		G	PR	YDS	Avg.	TD
1	Kevin Robinson, Utah St.	12	20	378	18.9	1
2	Leodis McKelvin, Troy	12	25	436	17.4	3
3	Jeremy Trimble, Army	12	19	280	14.7	1
4	Derrek Richards, Utah	13	29	426	14.7	1
5	Eddie Royal, Virginia Tech	13	31	455	14.7	2
6	Clifton Smith, Fresno St.	13	22	317	14.4	2
7	Dwight Lowery, San Jose St.	12	19	273	14.4	1
8	Quintin Demps, UTEP	12	15	200	13.3	0
9	Brian Bonner, TCU	13	41	535	13.0	0
10	Darrell Blackman, North Carolina St.	12	26	322	12.4	0

- Only 9 seniors in the country had a better punt return average than Blackman in 2007

National Kickoff Return Leaders – 2006

		G	KOR	YDS	Avg.	TD
1	Marcus Thigpen, Indiana	12	24	723	30.1	3
2	David Harvey, Akron	12	17	510	30.0	0
3	Lionell Singleton, Florida Int'l	10	12	354	29.5	1
4	Darrell Blackman, North Carolina St.	11	19	549	28.9	1
5	Damon Nickson, Middle Tenn. St.	13	21	605	28.8	2
6	Jonathan Stewart, Oregon	13	23	646	28.1	0
7	Jeff Smith, Boston College	13	23	645	28.0	1
8	Brandon West, Western Mich.	13	22	615	28.0	0
9	Lowell Robinson, Pittsburgh	12	26	725	27.9	1
10	Kerry Franks, Texas A&M	13	16	443	27.7	1

- **Blackman had a sensational 2006 season returning kickoffs**
- **He topped all but 3 players in the nation in kickoff return average**

National Kickoff Return Leaders – 2005

		G	KOR	YDS	Avg.	TD
1	Jonathan Stewart, Oregon	10	12	404	33.7	2
2	Felix Jones, Arkansas	11	17	543	31.9	1
3	Cory Rodgers, TCU	12	17	515	30.3	2
4	Ted Ginn Jr., Ohio St.	12	18	532	29.6	1
5	Tony Pennyman, Utah St.	10	23	675	29.3	2
6	Darrell Blackman, North Carolina St.	12	20	582	29.1	0
7	Adam Jennings, Fresno St.	12	20	580	29.0	0
8	Steve Breaston, Michigan	11	23	646	28.1	1
9	Brandon Williams, Wisconsin	13	22	616	28.0	0
10	Lee Marks, Boise St.	13	17	474	27.9	1

- **Blackman also ranked among the national leaders in 2005**
- **He topped 29 yards per kickoff return**