

Tackling Grade-Level Reading with Summer Learning: The Council Bluffs Model



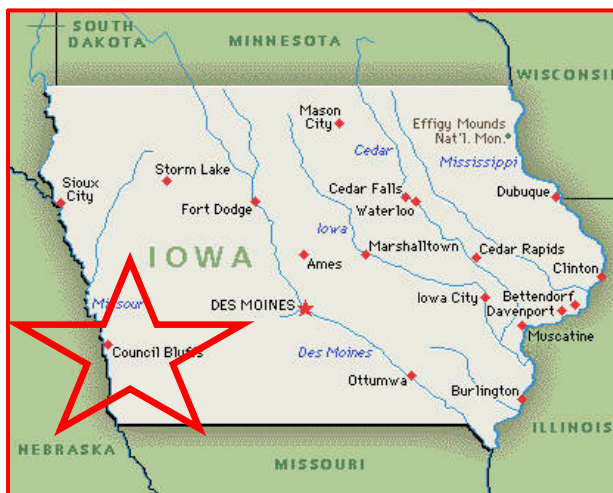
Presenters:
Dr. Martha Bruckner
Dr. Ann Mausbach
Virginia Bowers



9000 students

FRL: 68%

Minority: 17%



2007-2008

3rd Grade Reading Proficiency: 64.4%

3rd Graders Substantial Intervention: 17.3%

One of the Lowest Graduation Rate in the state

IOWA WEST
FOUNDATION

A photograph of a long, straight road stretching into the distance under a dramatic, cloudy sky. The road has a yellow center line and is flanked by dry, grassy hills. Utility poles are visible along the right side of the road.

Guiding Principles

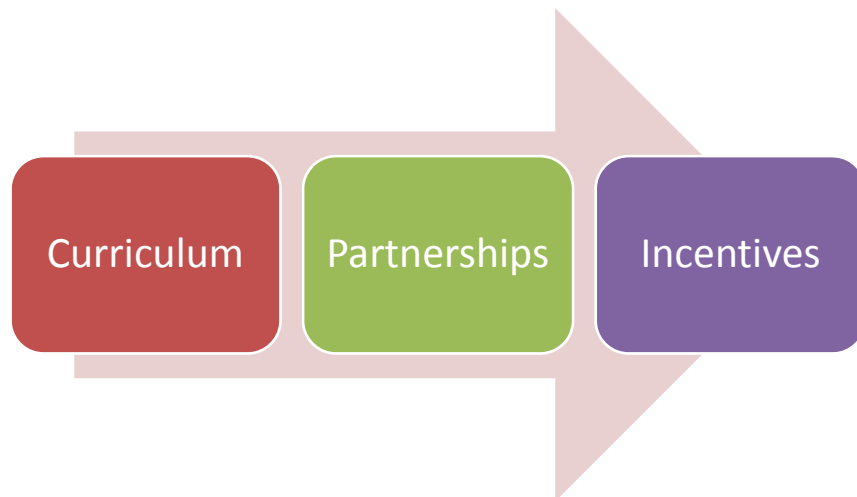
- Full day, four week model
- Blended approach of academics and enrichment
- Hands-on, engaging curriculum
- Partnerships, community based
- Full service





Program Goals

- improve student achievement
- reverse summer learning loss, specifically in reading
- engage students in hands on, high interest activities
- partner with the community to demonstrate that learning extends outside the classroom walls

Critical Components





Field Based

Authentic Reading and Writing Experiences

Build on Regular Year Best Practices

Teachers partners in curriculum development

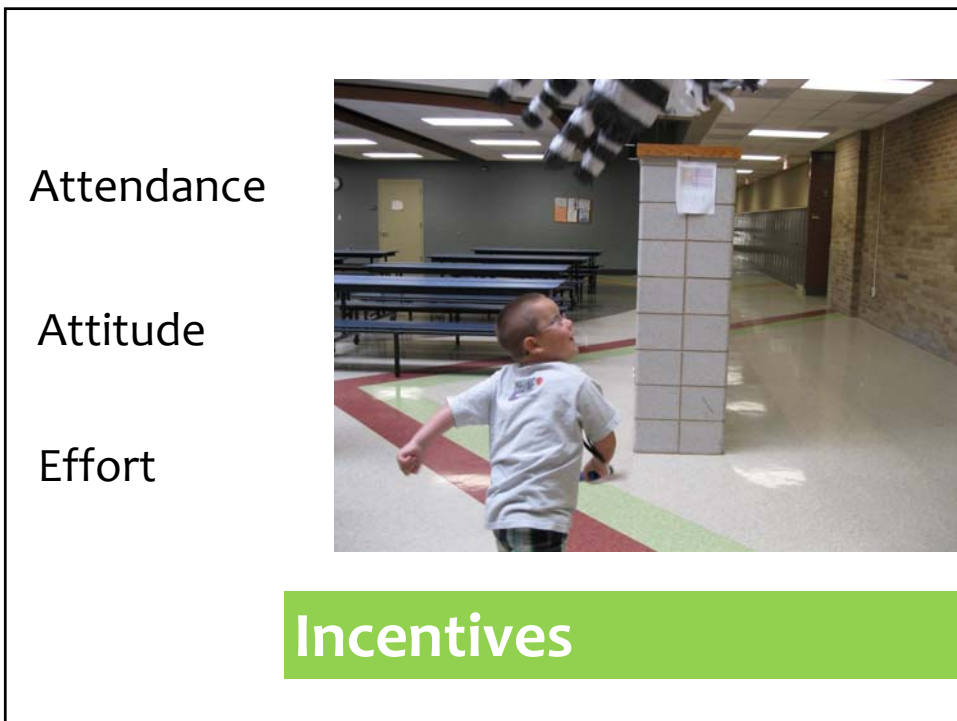
Curriculum

Keys to Success:

- Foster sense of community ownership
- Relationship, relationship, relationship
- Personalization
- Communication
- Relentless
- Don't be afraid to ask



Partnerships



Measures of Success

- Anecdotal
- Parent , Teacher, Student, Staff Survey
- Pre Post Measures on Scholastic Reading Inventory



Satisfaction Data

Parents : Satisfaction ranged from 88%-100%

“It was only 4 weeks! Wished it lasted longer!”

Students: Satisfaction ranged from 85%-95%

“Nothing. It was pretty good and fun. I wish I could do this again. REALLY!”

Staff: Satisfaction ranged from 88%-110%

“I think the literacy focus in science made it fun and engaging while strengthening their comprehension strategies in non-fiction reading.”

Pre and Post Reading

Session	Test	Group Averages	
		No Summer School	Summer School
Spring	Spring SRI	728.63	540.18
Fall	Fall SRI	746.68	555.88
	% Growth	2.50%	3.00%





Virginia Bowers
vbowers @cbcscd.org

Dr. Ann Mausbach
amausbach @cbcscd.org

Dr. Martha Bruckner
mbruckner @cbcscd.org