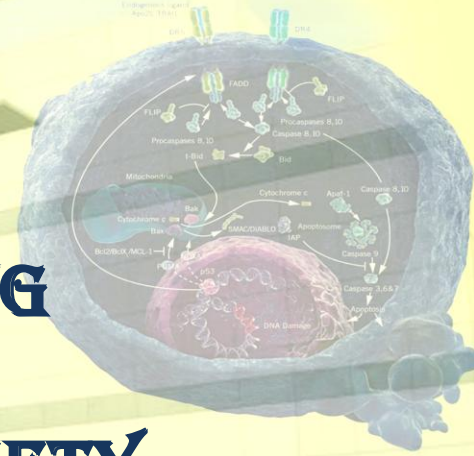




ICyS
IRISH CYTOMETRY SOCIETY



5TH ANNUAL MEETING OF THE IRISH CYTOMETRY SOCIETY

17TH - 18TH NOVEMBER 2009

SCIENCE GALLERY

TRINITY COLLEGE DUBLIN

GOLD SPONSORS:

Accuri Cytometers

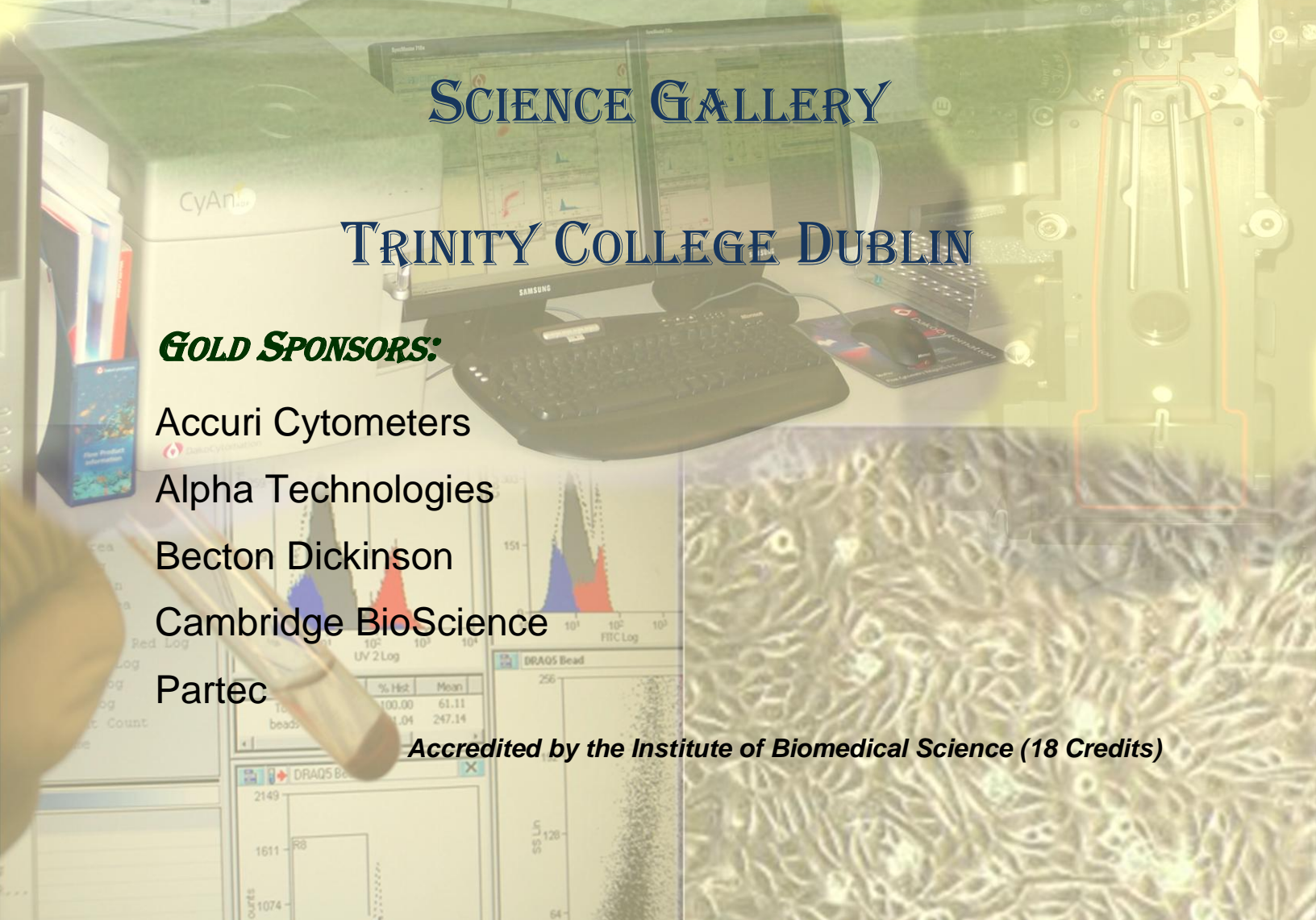
Alpha Technologies

Becton Dickinson

Cambridge BioScience

Partec

Accredited by the Institute of Biomedical Science (18 Credits)



PLENARY SESSION
PACCAR THEATRE
TUESDAY, NOVEMBER 17TH

9:30 – 9:40 *Introduction.* **Alfonso Blanco** President, Irish Cytometry Society

9:40 – 9:50 *Welcome Address* **John McCormack** President, Irish Cancer Society

Session 1: Joint Chair: Barry Moran and Sergio Anguissola

9:50 – 10:35 **Frank Barry** National University of Ireland, Galway

Stem Cell Therapy for Tissue Repair: The Stem Cell-Host Interaction

10:35 – 10:55 **Annette Byrne** Royal College of Surgeons of Ireland, Dublin

In Vivo Imaging (Optical and Radionuclide Imaging)

10:55 – 11:15 **Jan Gratama** Erasmus MC, Rotterdam, The Netherlands

External quality assurance of circulating tumor cell enumeration by automated immunomagnetic enrichment and image cytometry: A pilot study

11:15 – 11:35 **William Gallagher** University College Dublin

Tissue-Based Imaging: Automated Image Analysis in Histopathology

11:35– 11:50 **Poster Session and Coffee Break**

Session 2: Joint Chair: Alfonso Blanco and Orla Hanrahan

11:50 – 12:10 **John Daley** Harvard University - USA

Developing an effective scientific program within a core flow cytometry facility

12:10 – 12:30 Amanda McCann University College Dublin

Hypoxia Mirrored in the Epigenome

12:30 – 12:50 Richard Grenfell Cancer Research UK – Cambridge

A Solution to Sorting Unscreened, Live, Human Stem Cells

12:50 – 13:40 Poster Session and Lunch

Session 3: Joint Chair: Ann Atzberger and Sergio Anguissola

13:40 – 14:25 Seamus Martin Trinity College Dublin

Apoptosis: Controlled Demolition at the Cellular Level

14:25 – 14:45 Lydia Lynch Harvard University / University College Dublin

The human omentum as an immunological tool

14:45 – 15:05 Rob Pineda University of Nottingham, UK

Using Imaging Flow Cytometry to Examine Intracellular Delivery of Polymeric Nanosensors

15:05 – 15:20 Shijuan Grace Zeng Trinity College Dublin

Multiplex Analysis of Cytokine and Immunoglobulin Production in Invariant Natural Killer T Cell – B Cell Interactions using Cytometric Bead Arrays

15:20 – 15:35 Michelle Duffy National University of Ireland, Galway

Marrow Stromal Cells (MSCs) potently inhibit the primary induction of T-helper 17 Cells through Cell-Cell Contact

15:35 – 15:50 Nadia Chanzu Kingston University, London, UK

The Role of Cytochemistry and Flow Cytometry in the Modern Diagnosis of Acute Myeloid Leukaemia

15:50 – 16:05 Poster Session/Coffee Break

Session 4: Joint Chair: Orla Hanrahan and Sergio Anguissola

16:05 – 16:35 Nicolas Goardon University of Oxford- UK

Leukaemic Stem cells in Acute Myeloid Leukaemia

16:35 – 16:50 Luciene Zanchetta Institute of Technology, Sligo

Nucleoids Remodeling and Impaired Mitochondrial Dynamics in Human Melanoma Cells in Response to UVR

16:50 – 17:05 Nora Lieggi University College Dublin

Translation of Novel Anti-Cancer Cytotoxicity Biomarkers Detected with High Content Analysis from an In Vitro Predictive Model to an In Vivo Cell Model

17:05 – 17:15 José Enrique O'Connor University of Valencia, Spain

10th EuroConference on Clinical Cell Analysis

17:30 – 18:30 Happy Hour! sponsored by *Accuri Cytometers*

O'Neill's Pub, Pearse Street.

**PARALLEL SESSION
SEMINAR ROOM
BIOCHEMISTRY (WELLCOME) BUILDING
TUESDAY, NOVEMBER 17TH**

UK – IRELAND CORE MANAGERS MEETING

Chairman:

Barry Moran

Trinity College Dublin

15:05 – 16:05 Running a Core Facility in the Current Economic Climate

John Daley, Vasilis Toxavidis, John Tigges, Suzan Lazo-Kallanian

Harvard University

David Cottell

University College Dublin

Rui Gardner

Instituto Gulbenkian, Portugal

16:35 – 17:30 Health and Safety

David McDonald

VWR International Ltd. - Dublin

Ann Atzberger

Trinity College Dublin

Richard Grenfell

Cancer Research UK - Cambridge

**PARALLEL SESSION
FRED ROOM
BIOCHEMISTRY (WELLCOME) BUILDING
TUESDAY, NOVEMBER 17TH**

COMPANY TUTORIALS

14:45 – 15:45 Gillian Byrne

Applied Cytometry

VenturiOne® Offline Data Analysis Software - Making flow faster

PLENARY SESSION
PACCAR THEATRE
WEDNESDAY, NOVEMBER 18TH

Session 1: Joint Chair: Barry Moran and Orla Hanrahan

9:30 – 10:00 **Francesco Lanza** Hospital de Cremona - Italy

Multiparametric Analysis of Mesenchymal Stromal Cells from Different Sources

10:00 – 10:30 **Vasilis Toxavidis, John Tigges, Suzan Lazo-Kallanian**

Harvard University – USA

New Technological Advances and their Effects on Polychromatic Flow Cytometry

10:30 – 11:00 **José Enrique O'Connor** University of Valencia, Spain

Cytomics for Assessment of Drug Safety and Prediction of Human Acute and Chronic Toxicity.

11:00 – 11:20 **Poster Session/Coffee Break**

Session 2: Joint Chair: Alfonso Blanco and Orla Hanrahan

11:20 – 11:35 **James Harris** Trinity College Dublin

Regulation of the NLRP Inflammasome by phosphoinositide-3-kinases and Autophagy

11:35 – 11:50 **José Enrique O'Connor** University of Valencia, Spain

The Use of Hermetic Cell Culture Containers (PetakaG2T) for Cell Biological Research

11:50 – 12:10 **Maarten Van Es** University College Dublin

Combining Atomic Force Microscopy with Confocal Microscopy: Illuminating the Role of Forces in the Life Cycle of Cells

12:10 – 12:30 Adriale Prina-Mello Trinity College Dublin

Flow Cytometric Response and Comparative Analysis of Immunofunctionalized Silica coated Magnetic Nanowire and Nanoparticle

12:30 – 12:45 Ian Mercer University College Dublin

Instantaneous Imaging of Protein Structure and Function for High Throughput Fingerprinting

12:45 – 13:45 Lunch

Session 3: Joint Chair: Alfonso Blanco and Sergio Anguissola

13:45 – 14:30 Thomas Cotter University College Cork

Looking Cell Death in the Eye

14:30 – 14:50 David Cottell University College Dublin

The Relevance Of Ultrastructural Analysis in the Diagnosis Of Human Disease

14:50 – 15:10 Kanchan Phadwal University of Oxford- UK

Investigating Autophagy in Human Antigen Presenting Cells and Mouse Knockout Models using Imagestream

15:10 – 15:25 Alessia Stocca National University of Ireland, Galway

Characterisation of the Phenotype, Developmental Potential and Immunosuppressive Properties of Mouse Mesenchymal Progenitor Cell Lines and Clones.

15:25 – 15:40 Fengjuan Wang University College Dublin

Study of cell death induced by amine-modified polystyrene in 1321N1 cells

15:40 – 15:55 Poster Session/Coffee Break

3 Minute Presentation by Poster Competition Finalists

Session 4: Joint Chair: Barry Moran and Orla Hanrahan

15:55 – 16:15 Alfonso Blanco University College Dublin

A Flow-Cytometric Method for a Continuous Measurement of Intracellular Ca²⁺ Concentration

16:15 – 16:30 Elisa Piscianz IRCCS Burlo Garofolo, Italy

Identification of Allo-Reactive Lymphocytes in a B Cell-Based MLR

16:30 – 16:45 Sergio Anguissola University College Dublin

A Novel NLS sequence in PEDF Mediates its Interaction with Transportin-SR2 and Nuclear Import

16:45 – 17:00 Imelda Doolan University of Limerick

Development of Fluorescence Activated Cell Sorting Methodology to Isolate Sub-populations of Lactococcus lactis Subsp. Cremoris AM2 with Enhanced Intracellular Enzyme Release

17:00 Conclusion; and Oral and Poster Presentation Prizes

**PARALLEL SESSION
SEMINAR ROOM
BIOCHEMISTRY (WELLCOME) BUILDING
WEDNESDAY, NOVEMBER 18TH**

COMPANY TUTORIALS

14:35 – 15:05 Gareth Jones Cytellect

In Situ Cytometry for Vital Cells

15:05 – 15:35 Kate Easten Accuri Cytometers

Reducing Variability in Flow Cytometric Analysis with the Accuri C6

15:35 - 16:05 David Coulson Alpha Technologies

ImageStreamX® Cytometry: High Speed High Content Image Analysis of Cells in Flow – See what you've been missing!!

16:05 - 16:35 Kelly Lundsten Cambridge Bioscience Ltd

Multicolour Flow Cytometry: Configuration, Design and Practicalities

16:35 – 17:05 Jane Wood Partec

Partec CyScope: High performance, portable, fluorescence microscopy

**PARALLEL SESSION
FRED ROOM
BIOCHEMISTRY (WELLCOME) BUILDING
WEDNESDAY, NOVEMBER 18TH**

COMPANY TUTORIALS

15:00 – 15:50 Gillian Byrne

Applied Cytometry

Follow-Up:

VenturiOne® Offline Data Analysis Software - Making flow faster

15:50 – 16:40 Yannick Marrari

Becton Dickinson

Automated Imaging and High-Content Analysis of Cell-Based Assays - A complementary method to flow cytometry

We would like to acknowledge our sponsors:

GOLD SPONSORS



BD

Helping all people
live healthy lives



cambridge
bioscience



PARTEC

SILVER SPONSORS



BIO-SCIENCES



ASSOCIATE SPONSORS



We would also like to thank the Irish Cancer Society and the International Society for the Advancement of Cytometry for their support



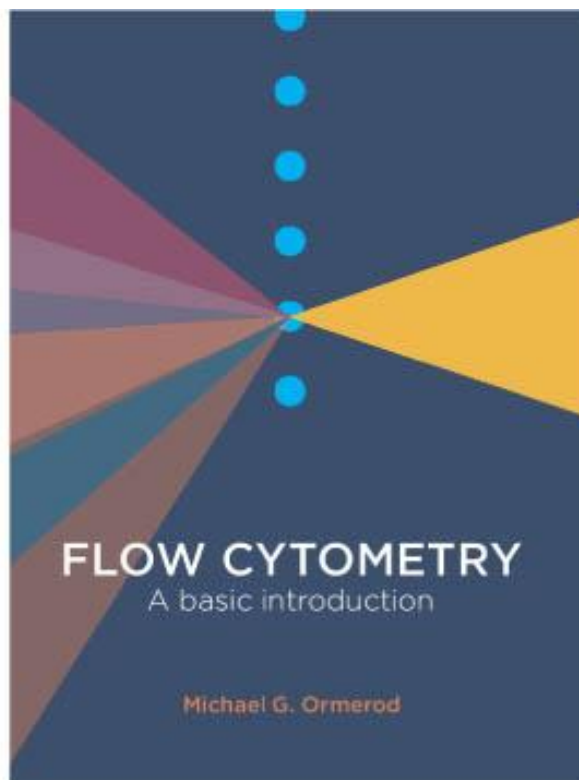
Flow Cytometry

A basic introduction

by

Michael G. Ormerod

A new introductory book available **free** on the Web at <http://flowbook.denovosoftware.com>.



This new introduction to flow cytometry has two unique features.

Most of the figures have links to the data file from which they were derived. If you have downloaded FCS Express Reader, the layout used for each figure can be accessed. In some cases, extra information is supplied, including other data files. The reader can experiment with the data, changing the position of the gates, etc.

The other feature is a parallel book, which is a Wiki. You can add to the book, make corrections, even add your own data files. We hope that this version may grow into a text book of flow cytometry developed and maintained by the whole flow community.

The book is free for you to read on the Web site above. A conventional paperback version is available for purchase at www.denovosoftware.com/site/introtolowormerod.shtml.

We hope that you enjoy this new venture and look forward to hearing any comments.

Michael Ormerod m.g.ormerod@btinternet.com
David Novo david.novo@denovosoftware.com

