









## Page 1. Background

## Page 2. General Information

1. Please indicate your gender:		% of Respondents	Number of Respondents
Male		17.13%	92
Female		82.87%	445
<b>Number of respondents</b>			<b>537</b>
<b>Number of respondents who skipped this question</b>			<b>607</b>

2. Highest level of schooling you have attained:		% of Respondents	Number of Respondents
High School Graduate/GED		7.82%	42
Some College		22.53%	121
Associate Degree		8.94%	48
Bachelor's Degree		30.91%	166
Master's degree		24.02%	129
Doctoral degree		5.77%	31
<b>Number of respondents</b>			<b>537</b>
<b>Number of respondents who skipped this question</b>			<b>607</b>

### 3. Please indicate your age

**Number of Respondents** 537

**Number of respondents who skipped this question** 607

### 4. Please enter your email address.

This address will never be used for any commercial/advertising purposes!



No spam here.. it will be used to contact you if you wish to know the survey results and it will be used for invitations to any follow up surveys. Please indicate if you would like to receive the results.

**Number of Respondents** 406

**Number of respondents who skipped this question** 738

### 5. Do you belong to an organized religious group?






% of Respondents    Number of Respondents

Yes		30.91%	166
No		69.09%	371

**Number of respondents 537**

**Number of respondents who skipped this question 607**














**6. When you were growing up, compared to other families in your country, did your parents have: (Check one)**

	% of Respondents	Number of Respondents
A whole lot more money		2.98% 16
More money		18.99% 102
About the same amount of money		45.25% 243
Less money		25.33% 136
A whole lot less money		7.45% 40

**Number of respondents 537**

**Number of respondents who skipped this question 607**

**7. Growing up, did you receive or participate in any of the following:: (check all that apply)**

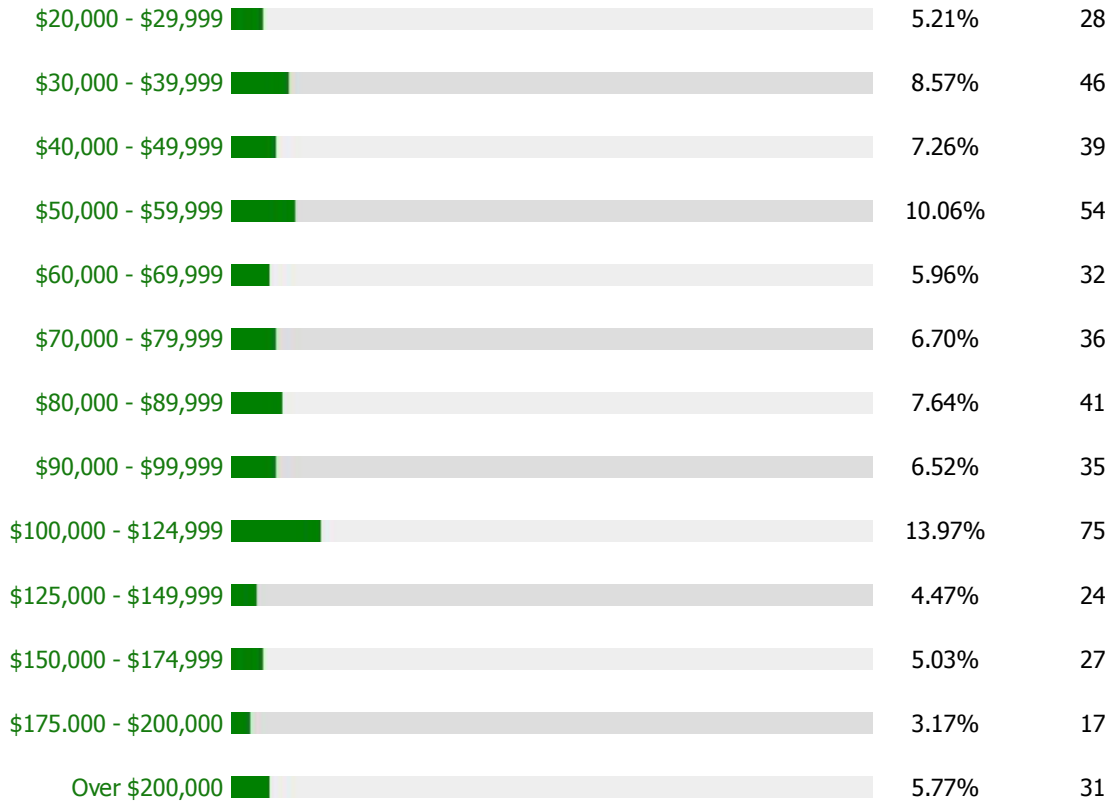
	% of Respondents	Number of Respondents
Weekly/Monthly Allowance		11.98% 229
Car for your personal use		9.58% 183
Computer/TV or Phone for your personal use		9.26% 177
Attend private schools		6.23% 119
Involvement in organized sports (ie, basketball, football, lacrosse, baseball)		10.26% 196
Lessons (ie.. music, dance, fencing, sailing, painting, tennis, golf, art)		14.23% 272
Sports Camps		2.20% 42
Summer Camp		8.95% 171
Family Vacations (ie, skiing, beach resorts, Disneyland, Europe/exotic locations)		14.13% 270
Spring Break Trips during High School		2.25% 43
Horseback riding		4.19% 80
Boating		3.51% 67
None of the Above		3.24% 62

**Number of respondents 537**

**Number of respondents who skipped this question 607**

**8. What is your current household annual income? (Check one)**


	% of Respondents	Number of Respondents
Under \$20,000		9.68% 52



**Number of respondents 537**

**Number of respondents who skipped this question 607**

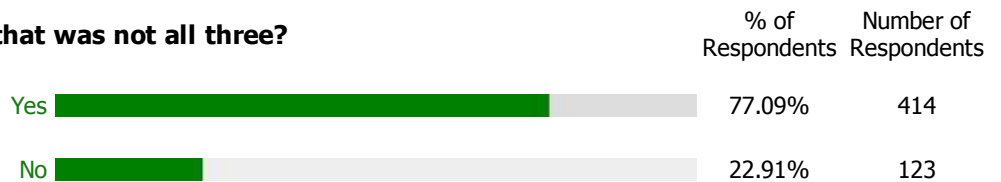
**9. Is it important to you that your job is:  
(check all that apply)**



**Number of respondents 537**

**Number of respondents who skipped this question 607**

**10. Would you stay in a job that was not all three?**



**Number of respondents 537**

**Number of respondents who skipped this question 607**

**11. Do you agree with the statement "I can live my life any way I want to"?**



**Number of respondents 537**

**Number of respondents who skipped this question 607**

**12. Please indicate your current marital status: (Check one)**

	% of Respondents	Number of Respondents
Married	62.57%	336
Not married but living with a romantic partner	10.61%	57
Dating someone seriously but not living with him/her	5.03%	27
Dating someone non-seriously	1.68%	9
Single and not dating anyone right now	20.11%	108

**Number of respondents 537**

**Number of respondents who skipped this question 607**

**13. In the interest of racial diversity, please indicate your identification:**

	% of Respondents	Number of Respondents
White (Caucasian)	89.57%	481
Black (African American)	1.68%	9
American Indian, Eskimo or Aleut	0.19%	1
Asian or Pacific Islander	2.42%	13
Hispanic (Mexican, Puerto Rican, Cuban, Central or South American)	1.86%	10
Other	4.28%	23

**Number of respondents 537**

**Number of respondents who skipped this question 607**

**14. Occupation: Please List your occupation in the space provided.**

**Number of Respondents 537**

**Number of respondents who skipped this question 607**

**15. State/Country Please list your state if you live in the US. List your country if you live outside of the US. (e.g., Connecticut if you live in the US) or (e.g., Spain, if you live outside of the US in the country of Spain):**

**Number of Respondents 537**

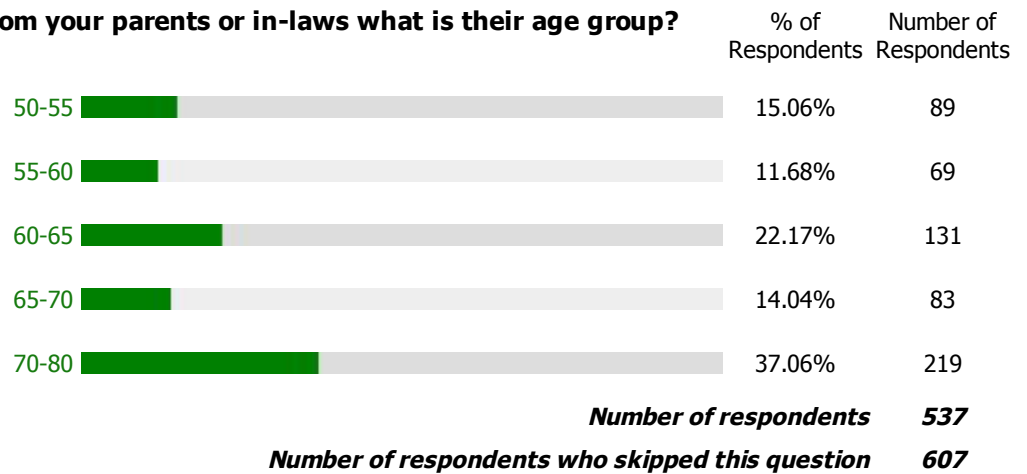
**Number of respondents who skipped this question 607**

**16. Please note who you are estranged from: (Check all that apply)**

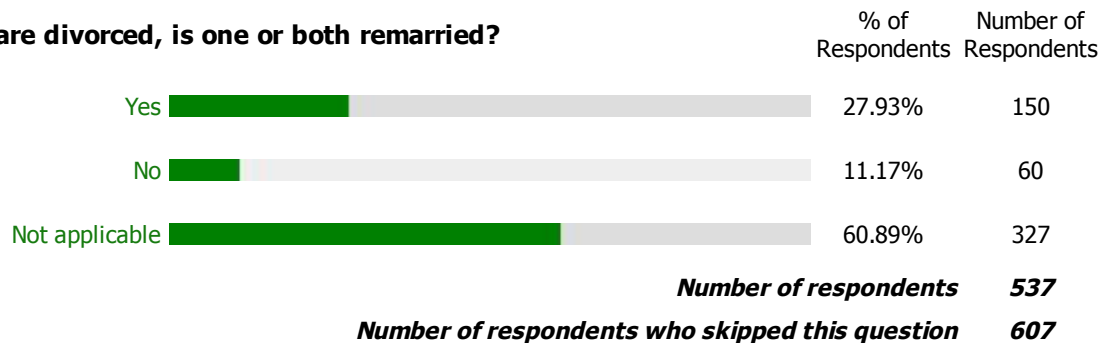
	% of Respondents	Number of Respondents
Mother	27.65%	334



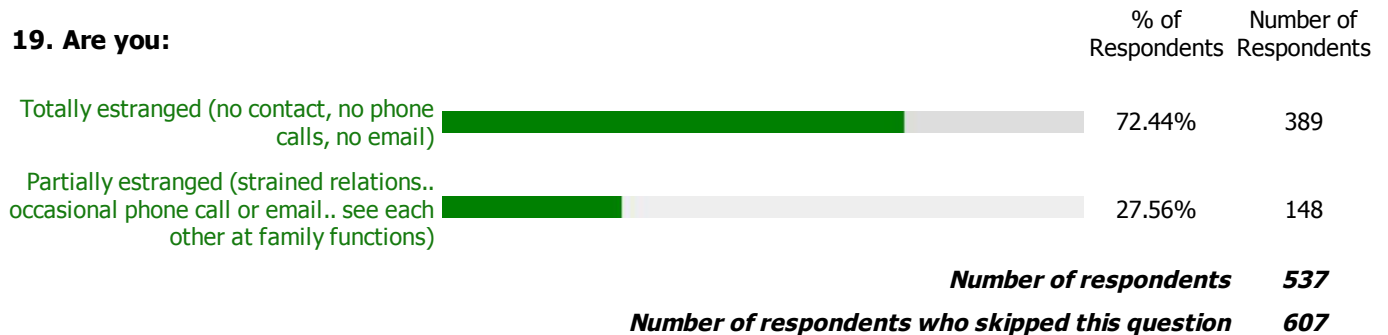
**17. If you are estranged from your parents or in-laws what is their age group?  
(check all that apply)**



**18. If your parents are divorced, is one or both remarried?**



**19. Are you:**



**20. How old were you when the estrangement started?**

**Number of Respondents** 537

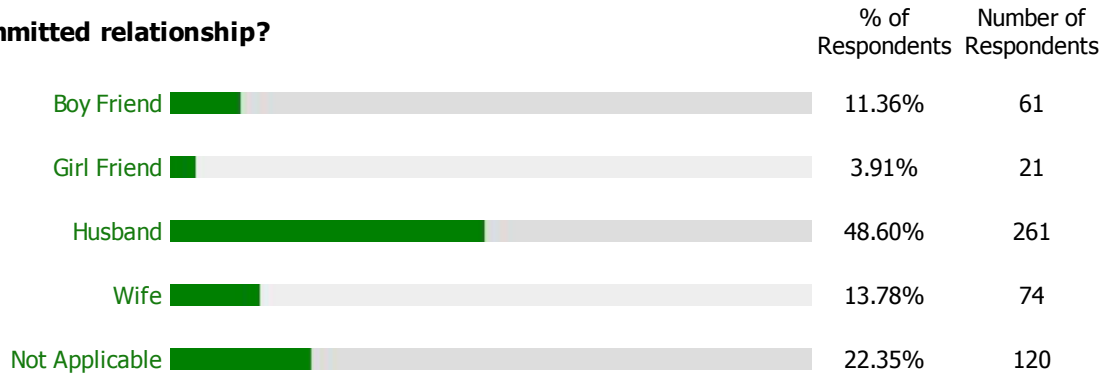
**Number of respondents who skipped this question** 607

**21. How many years has estrangement/cut off been going on? (include total time even if there have been brief periods of reconciliation)**

**Number of Respondents** 537

**Number of respondents who skipped this question** 607

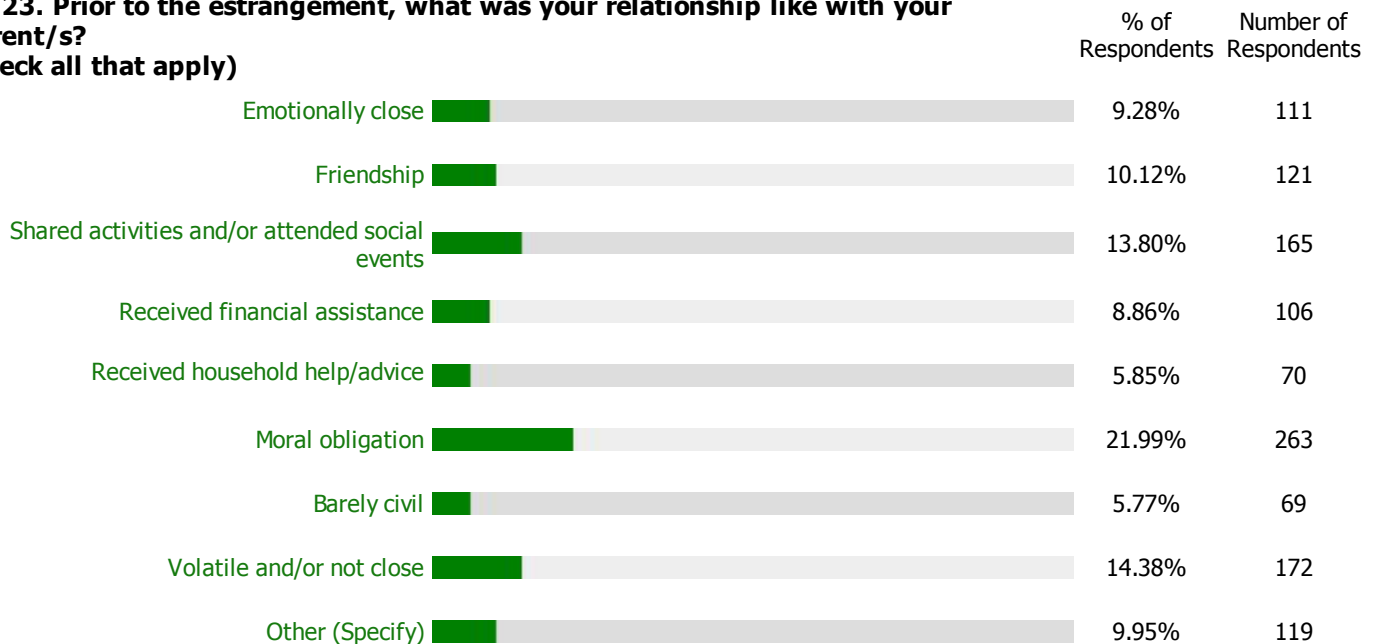
**22. Are you in a committed relationship?**



**Number of respondents** 537

**Number of respondents who skipped this question** 607

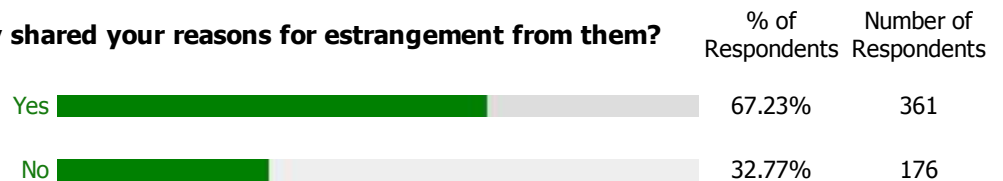
**23. Prior to the estrangement, what was your relationship like with your parent/s? (check all that apply)**







**Number of respondents** 537

**Number of respondents who skipped this question** 607











**24. Have you ever concretely shared your reasons for estrangement from them?**





**Number of respondents 537****Number of respondents who skipped this question 607****25. If yes, please check all communications on this topic:  
(check all that apply)**

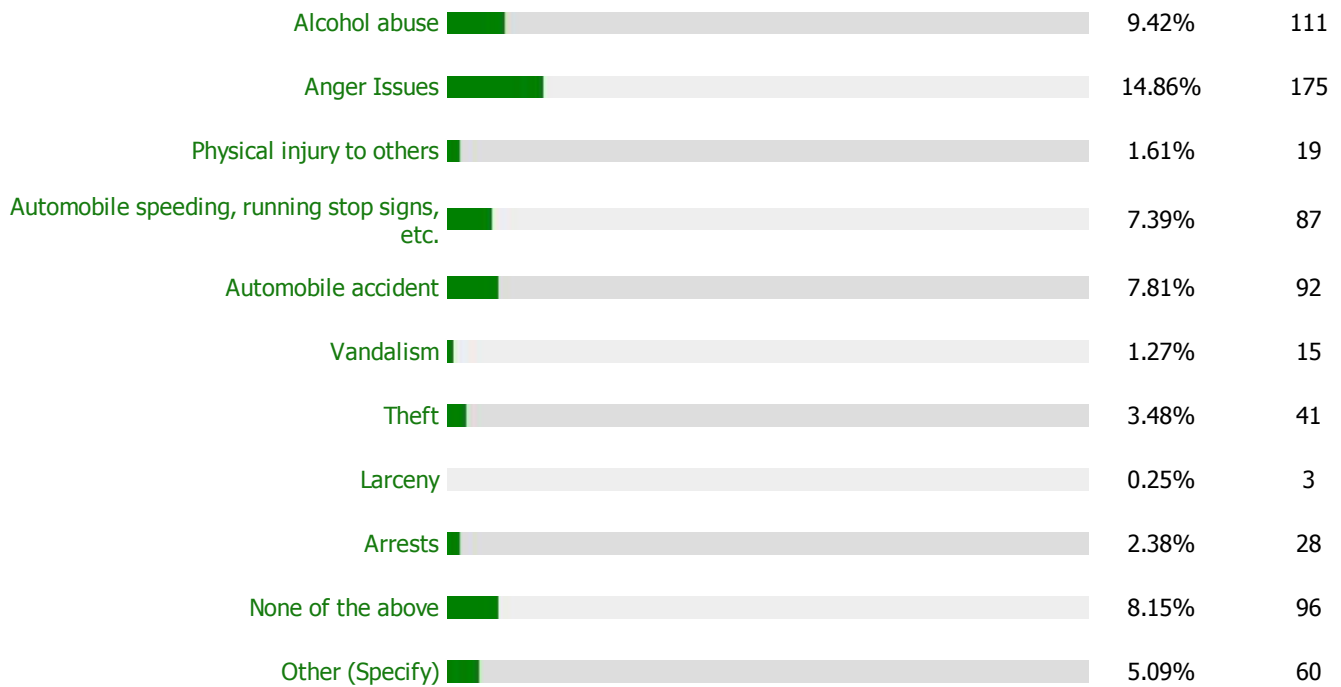
	% of Respondents	Number of Respondents
Phone 	29.46%	218
Email 	23.11%	171
Letter 	19.73%	146
Face to Face Conversation 	27.70%	205

**Number of respondents 380****Number of respondents who skipped this question 764****26. From your point of view, please briefly describe what you believe to be the reason for the estrangement.****Number of Respondents 537****Number of respondents who skipped this question 607****27. Have either of your parents:  
(check all that apply)**

	% of Respondents	Number of Respondents
Suffered from Depression 	20.61%	359
Been Physically Abused 	10.28%	179
Experienced Domestic Violence 	8.67%	151
Abused Alcohol 	10.73%	187
Abused Drugs 	4.65%	81
Anger Management issues 	16.82%	293
Been Arrested 	3.56%	62
Been Physically Abusive 	13.95%	243
None of the Above 	3.79%	66
Other (Specify) 	6.95%	121

**Number of respondents 537****Number of respondents who skipped this question 607****28. Have you ever experienced or been involved with:  
(check all that apply)**

	% of Respondents	Number of Respondents
Depression 	32.43%	382
Drug abuse 	5.86%	69



**Number of respondents 537**

**Number of respondents who skipped this question 607**

**29. Do you feel that you have some responsibility for this estrangement?**

% of Respondents    Number of Respondents

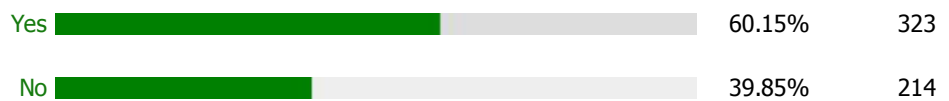


**Number of respondents 537**

**Number of respondents who skipped this question 607**

**30. Have you or anyone closely involved been to therapy as a result of this issue?**

% of Respondents    Number of Respondents




**Number of respondents 537**

**Number of respondents who skipped this question 607**

**31. What other resources have you sought for help? (Check all that apply)**

% of Respondents    Number of Respondents



**Number of respondents 537**



**Number of respondents who skipped this question 607**

**32. Has your estrangement affected your well being?**

% of Respondents    Number of Respondents




**Number of respondents 537**

**Number of respondents who skipped this question 607**

**33. If yes, please check all that apply:**

% of Respondents    Number of Respondents




**Number of respondents 389**

**Number of respondents who skipped this question 755**

**34. Has your estrangement affected personal relationships?**

% of Respondents    Number of Respondents

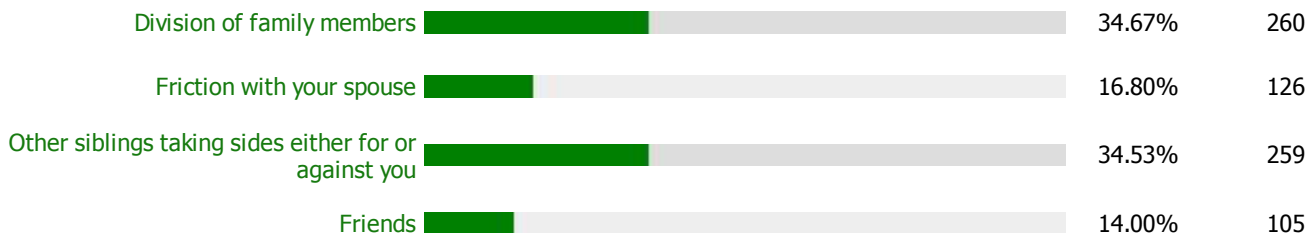


**Number of respondents 537**

**Number of respondents who skipped this question 607**

**35. If yes, please check all that apply:**

% of Respondents    Number of Respondents



**Number of respondents 383**

**Number of respondents who skipped this question 761**

**36. Has your significant other supported your decision?**

% of Respondents    Number of Respondents



No  11.55% 62

**Number of respondents 537**

**Number of respondents who skipped this question 607**

**37. Would you like to have a relationship with the person you are estranged from now or some time in the future?** % of Respondents Number of Respondents

Yes  60.89% 327


No  39.11% 210

**Number of respondents 537**


**Number of respondents who skipped this question 607**

**38. If yes, what would conditions would you need for this to happen? (Check all that apply)** % of Respondents Number of Respondents


an apology from your parent/s  22.50% 239

forgiveness from your parent/s  5.84% 62

your parent/s taking responsibility  27.02% 287

setting boundaries  23.45% 249

family therapy  9.60% 102


Other (Specify)  11.58% 123

**Number of respondents 392**

**Number of respondents who skipped this question 752**

**39. Even though you are estranged, do you feel any sense of duty or responsibility toward your parents?** % of Respondents Number of Respondents

Yes  52.33% 281


No  47.67% 256

**Number of respondents 537**

**Number of respondents who skipped this question 607**

**40. Even though you are estranged, do you acknowledge your parents' past efforts in raising and providing for you as their child?** % of Respondents Number of Respondents

Yes  80.63% 433

No  19.37% 104

**Number of respondents 537**

**Number of respondents who skipped this question 607**

**41. If you have children, and you are estranged from your parents, do you feel that it's important for your children to see them:** % of Respondents Number of Respondents

Yes  21.04% 113

No		38.55%	207
Not applicable		40.41%	217

***Number of respondents*** **537**

***Number of respondents who skipped this question*** **607**