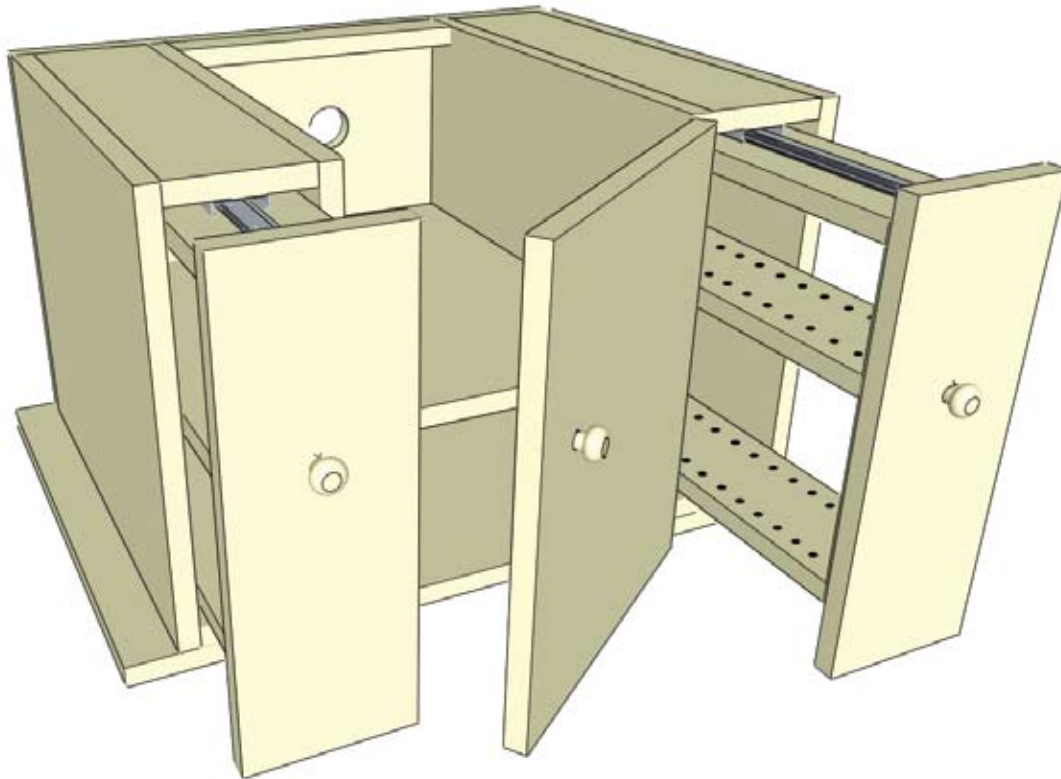




Router Table Cabinet



Router Table Cabinet Parts List

	<i>Description</i>	<i>Qty.</i>	<i>Length</i>	<i>Width</i>	<i>Thickness</i>
(A)	Base	1	27-1/2"	19-1/2"	3/4"
(B)	Side	4	18-3/4"	15-1/4"	3/4"
(C)	Box Top & Bottom	4	18-3/4"	4-1/2"	3/4"
(D)	Divider	1	18-3/4"	12"	3/4"
(E)	Upper Divider	1	12"	1-3/4"	3/4"
(F)	Drawer Top & Bottom	4	17-1/4"	4-1/4"	3/4"
(G)	Drawer Front & Back	4	12-3/4"	4-1/4"	3/4"
(H)	Bit Shelf	2	17-1/4"	4-1/4"	3/4"
(I)	Peg Frame Top & Bottom	2	10-1/4"	1-3/4"	3/4"
(J)	Back	1	23-7/8"	15-1/4"	3/4"
(K)	Bit Drawer Face	2	15-3/4"	5-1/2"	3/4"
(L)	Cabinet / Router Drawer Face	2	15-3/4"	7-1/2"	3/4"
(M)	Frame Cover	2	11-3/4"	15-1/4"	1/4"
(N)	Peg Frame Sides	2	15-1/4"	1-3/4"	3/4"

SHOPPING LIST

<i>Quantity</i>	<i>Description</i>
1 sheet	4' x 8' - 3/4" Hardwood Plywood
1 piece	24" x 24" Pegboard
1 piece	7 1/2" x 48" x 3/4" Solid Stock
2 sets	16" Full Extension Drawer Slides

SHOPPING LIST

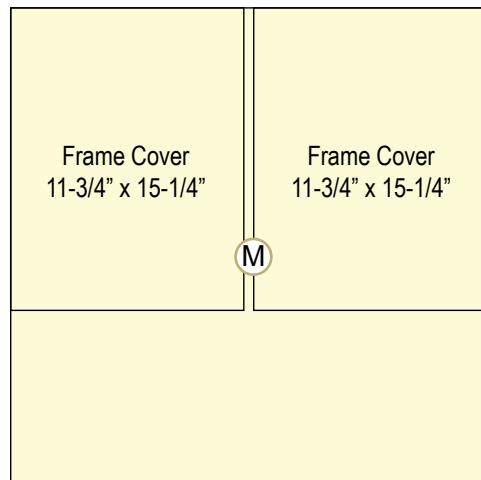
<i>Quantity</i>	<i>Description</i>
100	SML-F125-100 Fine, Pocket-Hole Screws
1	Bottle of Wood Glue
1	Sheets 120-Grit Sandpaper
1	Paint or Stain of preference



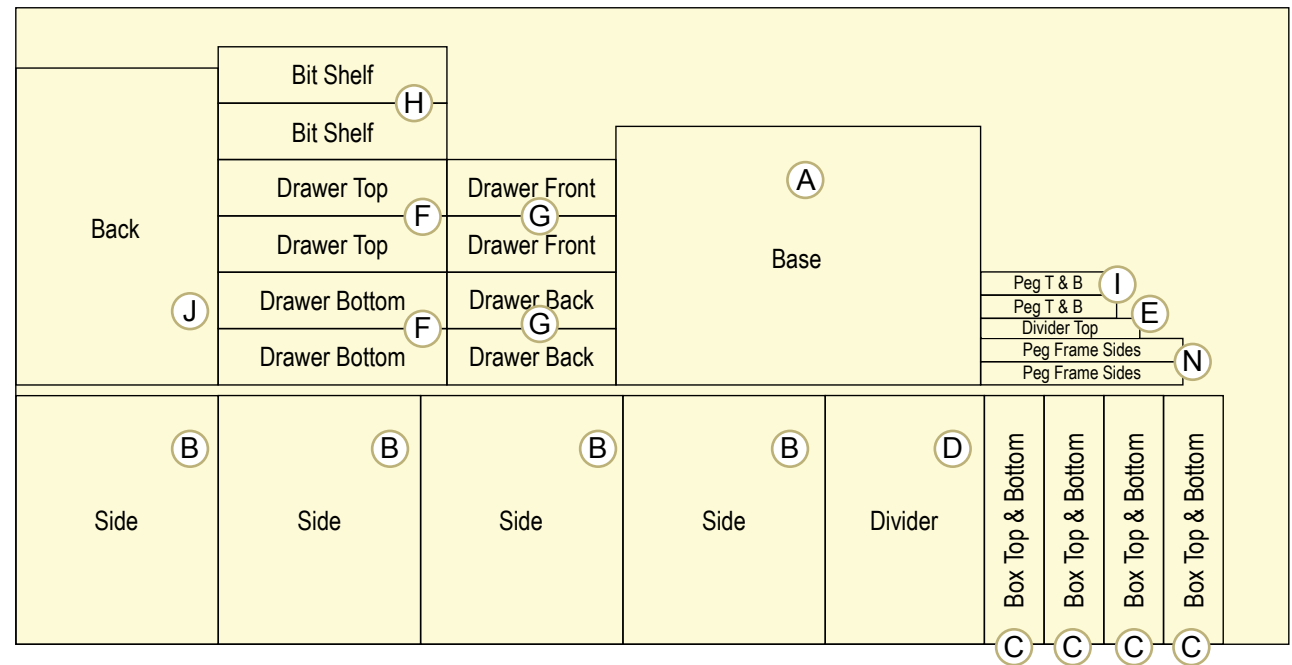
Router Table Cabinet

Cutting Diagram

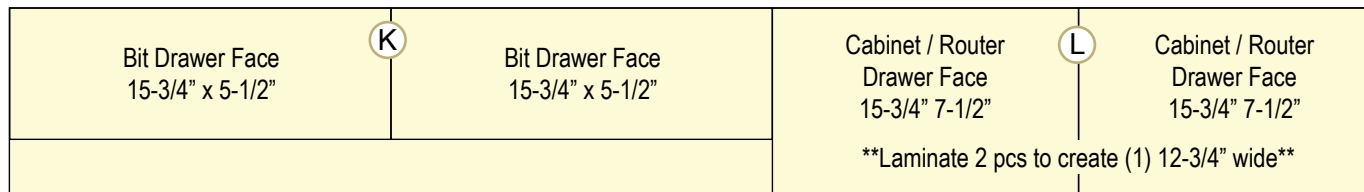
PEG BOARD - 24" X 24"



3/4" PLYWOOD - 48" X 96"



SOLID STOCK 7-1/2" X 48" X 3/4"



You can visit us online for additional resources such as accessories, project plans, product manuals, and more tips and techniques for getting the most out of your Kreg Jig®.

Online: www.kregtool.com | Phone: 800.447.8638

Email: customerservice@kregtool.com

