

# Summary Report

Estrangement: Parents from Adult Children

## 1. Please indicate your gender:

Male	7.04%	195
Female	92.96%	2575
	Total Responses	2770
	Skipped	1

## 2. Highest level of schooling you have attained:

Master's degree

Bachelor's Degree:

High School Graduate/GED	13.25%	367
Some College	28.23%	782
Associate Degree	12.35%	342
Bachelor's Degree	24.08%	667
Master's degree	17.40%	482
Doctoral degree	4.69%	130
	Total Responses	2770
	Skipped	1

### 3. Please indicate your age

---

Total Responses	2770
-----------------	------

---

Skipped	1
---------	---

### 4. Please enter your email address.

This address will never be used for any commercial/advertising purposes!

No spam here.. it will be used to contact you if you wish to know the survey results and it will be used for invitations to any follow up surveys. Please indicate if you would like to receive the results.

---

Total Responses	2452
-----------------	------

---

Skipped	319
---------	-----

## 5. Do you belong to an organized religious group?

**No: 61.01%**

Yes	38.99%	1080
No	61.01%	1690
	Total Responses	2770
	Skipped	1

6. When you were growing up, compared to other families on your country, did your parents have: (Check one)

**A whole lot le**

**Less money: 29.21%**

A whole lot more money	1.73%	48
More money	11.88%	329
About the same amount of money	46.90%	1299
Less money	29.21%	809
A whole lot less money	10.29%	285
	Total Responses	2770
	Skipped	1

7. When you were raising your children, compared to other families in your country, did you have: (Check one)

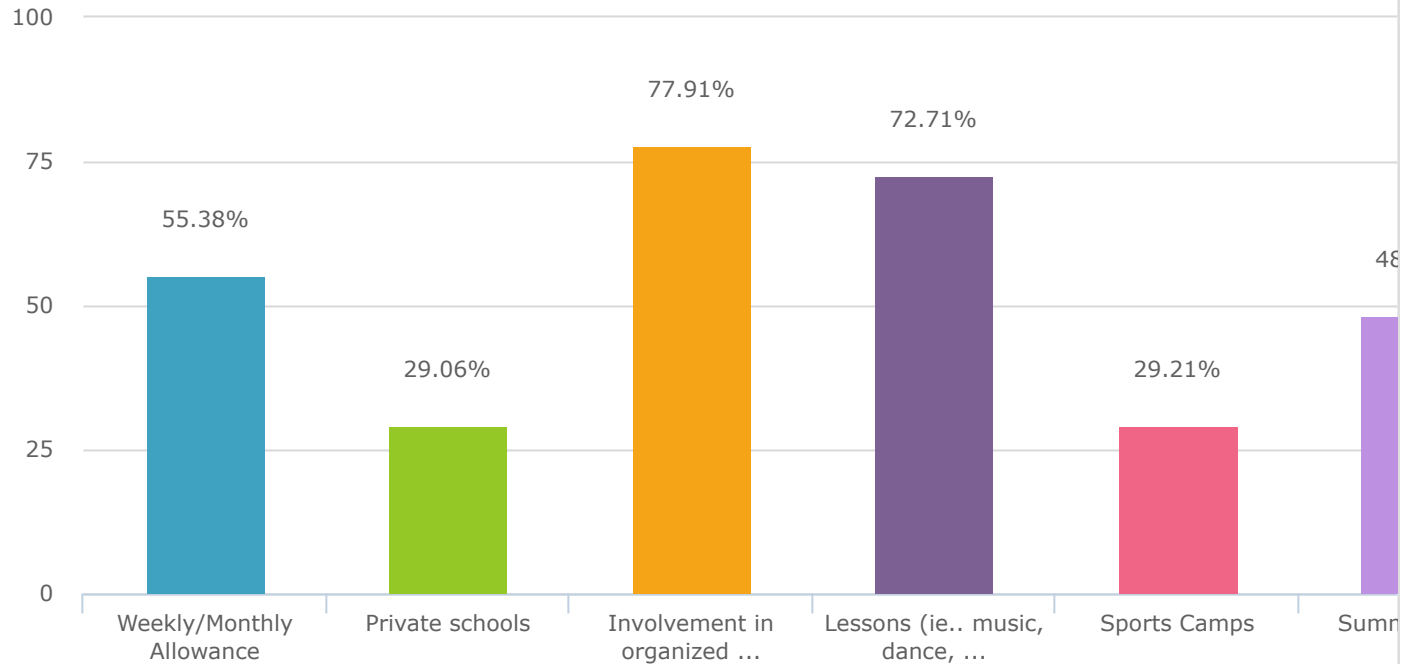
A whole

Less money: 26

A whole lot more money	2.92%	81
More money	19.64%	544
About the same amount of money	46.25%	1281
Less money	26.57%	736
A whole lot less money	4.62%	128
	Total Responses	2770
	Skipped	1

8. When your children were growing up, did you provide any of the following:

(check all that apply)



Weekly/Monthly Allowance	55.38%	1534
Private schools	29.06%	805
Involvement in organized sports (ie, basketball, football, lacrosse, baseball)	77.91%	2158
Lessons (ie.. music, dance, fencing, sailing, painting, tennis, golf, art)	72.71%	2014
Sports Camps	29.21%	809
Summer Camp	48.23%	1336
Total Responses		2770
Skipped		1

Family Vacations (ie, skiing, beach resorts, Disneyland, Europe/exotic locations)	75.20%	2083
Spring Break Trips during High School	24.87%	689
Horseback riding	21.37%	592
Boating	21.44%	594
Car for your child's personal use	53.90%	1493
Computer/TV or Phone for their personal use	62.24%	1724
None of the Above	2.02%	56
Other (Please Specify)	10.18%	282
	Total Responses	2770
	Skipped	1



### 9. What is your current household annual income? (Check one)

		\$125,000 - \$149,9	
		\$100,000 - \$124,999	10
		\$90,000 - \$99,999	5.7
		\$80,000 - \$89,999	6.4
		\$70,000 - \$79,999	
		\$	
Under \$20,000	9.06%	251	
\$20,000 - \$29,999	8.12%	225	
\$30,000 - \$39,999	9.64%	267	
\$40,000 - \$49,999	9.89%	274	
\$50,000 - \$59,999	10.72%	297	
\$60,000 - \$69,999	7.62%	211	
\$70,000 - \$79,999	7.08%	196	
\$80,000 - \$89,999	6.46%	179	
\$90,000 - \$99,999	5.74%	159	
		Total Responses	2770

\$100,000 - \$124,999	10.79%	299
\$125,000 - \$149,999	4.19%	116
\$150,000 - \$174,999	3.61%	100
\$175,000 - \$200,000	2.27%	63
Over \$200,000	4.80%	133
	Total Responses	2770
	Skipped	1

## 10. Please indicate your current marital status: (Check one)

Remarried n

Remarrie

Divorced: 2

Never married	1.23%	34
Living together with partner	5.09%	141
Married	41.55%	1151
Widowed	4.73%	131
Divorced	27.33%	757
Remarried	14.44%	400
Remarried more than once	5.63%	156
	Total Responses	2770
	Skipped	1

## 11. In the interest of racial diversity, please indicate your identification:

**Hispanic (Mexican, Puerto**

**Asian or Pacific Islander: 0**

**American Indian, Eskimo or ...: 0.4**

**Black (African American): 0.7**

White (Caucasian)	95.27%	2639
Black (African American)	0.72%	20
American Indian, Eskimo or Aleut	0.40%	11
Asian or Pacific Islander	0.76%	21
Hispanic (Mexican, Puerto Rican, Cuban, Central or South American)	1.48%	41
Other	1.37%	38
	Total Responses	2770
	Skipped	1

12. Occupation: Please List your occupation in the space provided.

---

Total Responses	2770
Skipped	1

13. State/Country Please list your state if you live in the US. List your country if you live outside of the US. (e.g., Connecticut if you live in the US) or (e.g., Spain, if you live outside of the US in the country of Spain):

---

Total Responses	2770
Skipped	1

#### 14. Please note who you are estranged from and their CURRENT age:

Son	1426	Total Responses	2761
Son	174	Skipped	10
Son	31		
Son	13		
Daughter	1648		
Daughter	254		
Daughter	39		
Daughter	6		

## 15. Are you:

Partially estranged (strained ...: 29.64%

Totally estranged (no contact, no phone calls, no email)	70.36%	1949
Partially estranged (strained relations.. occasional phone call or email.. see each other at family functions)	29.64%	821
	Total Responses	2770
	Skipped	1

16. How old was your son(s) or daughter(s) when the estrangement started?

Son	1417	Total Responses	2754
Son	167	Skipped	17
Son	27		
Son	9		
Daughter	1629		
Daughter	252		
Daughter	38		
Daughter	7		

17. How many years has estrangement/cut off been going on? (include total time even if there have been brief periods of reconciliation)

Total Responses	2770
Skipped	1



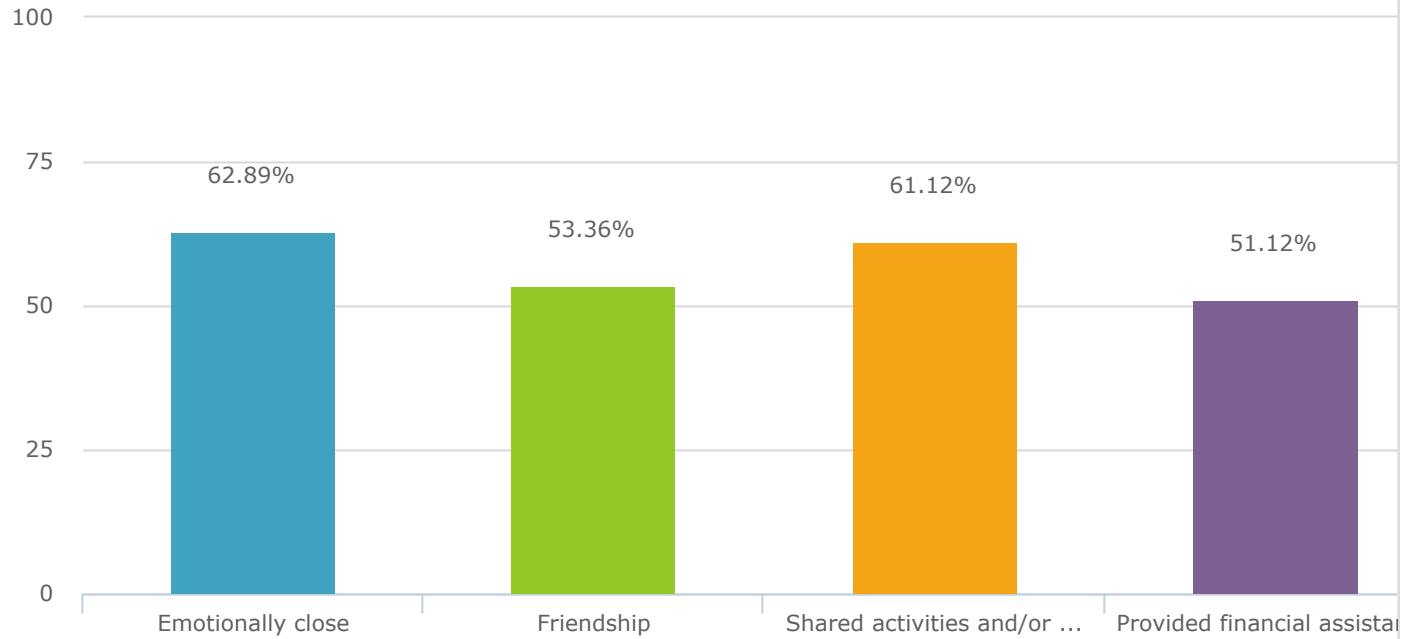
## 18. Is your adult child in a committed relationship?

**Not Applicable****Wife: 25.0**

Boy Friend	12.45%	345
Girl Friend	9.60%	266
Husband	31.23%	865
Wife	25.05%	694
Not Applicable	21.66%	600
	Total Responses	2770
	Skipped	1

### 19. Prior to the estrangement, what was your relationship like with your child?

(Check all that apply)



Emotionally close	62.89%	1742
Friendship	53.36%	1478
Shared activities and/or attended social events	61.12%	1693
Provided financial assistance	51.12%	1416
Financially dependant	16.57%	459
Provided household help/advice	39.42%	1092
Moral obligation	10.58%	293
<b>Total Responses</b>		<b>2770</b>

Skipped

1  
10/21/15, 3:13 PM

Barely civil	4.84%	134
Volatile and/or not close	10.65%	295
Other (Please Specify)	15.81%	438
	Total Responses	2770
	Skipped	1

20. While growing up, did you feel that your child was dishonest.. lying, cheating, stealing, etc?

No: 73.

Yes	27.00%	748
No	73.00%	2022
	Total Responses	2770
	Skipped	1

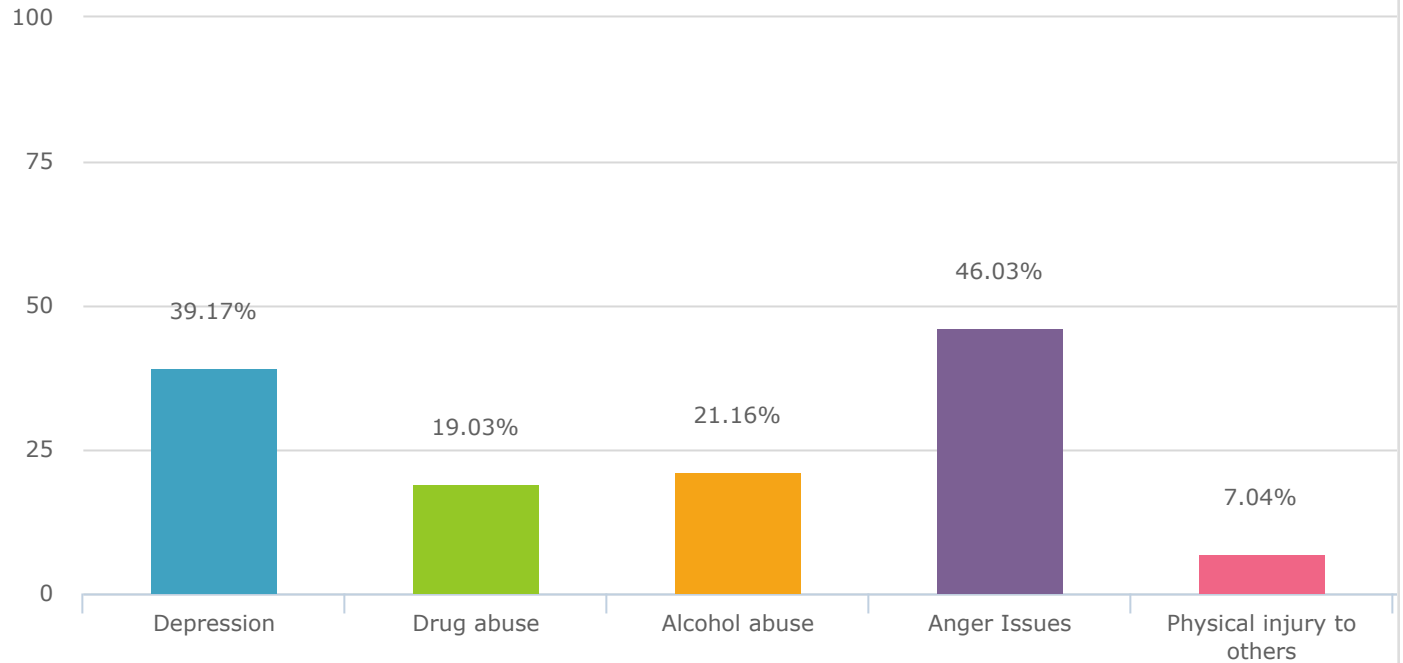
## 21. Did you consistently tell your children that they were special?

**No:** 33.47%

Yes	66.53%	1843
No	33.47%	927
Total Responses		2770
Skipped		1

## 22. Did your child ever experience any of the following?

(Check all that apply)

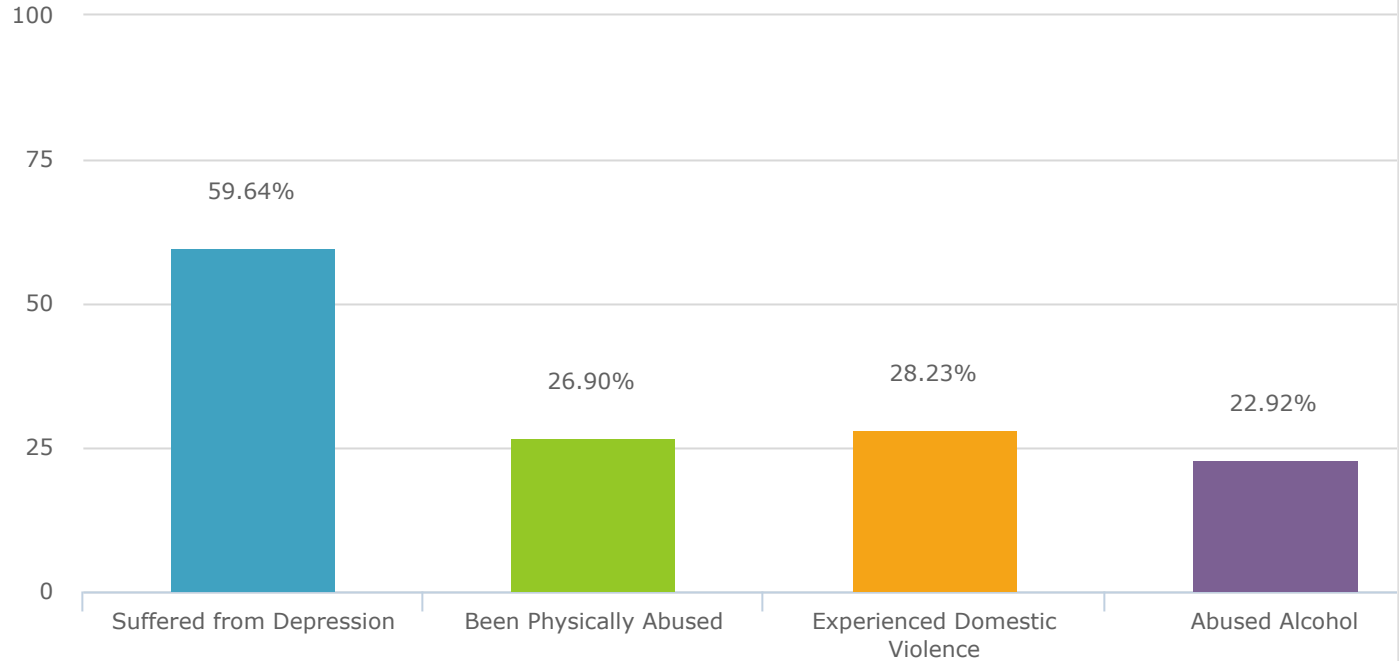


Depression	39.17%	1085
Drug abuse	19.03%	527
Alcohol abuse	21.16%	586
Anger Issues	46.03%	1275
Physical injury to others	7.04%	195
Automobile speeding, running stop signs, etc.	14.26%	395
Automobile accident	19.10%	529
Vandalism	4.33%	120
<b>Total Responses</b>		<b>2770</b>

Skipped

Theft	11.59%	321
Larceny	1.23%	34
Arrests	11.23%	311
None of the above	25.56%	708
Other (Please Specify)	22.74%	630
	Total Responses	2770
	Skipped	1

23. Have you or your spouse ever:  
(check all that apply)



Suffered from Depression	59.64%	1652
Been Physically Abused	26.90%	745
Experienced Domestic Violence	28.23%	782
Abused Alcohol	22.92%	635
Abused Drugs	9.10%	252
Had Anger Management issues	23.47%	650
Been Arrested	8.27%	229
Been Physically Abusive	10.07%	279
Total Responses		2770

Skipped



None of the Above	22.13%	613
Other (Please Specify)	12.17%	337

## 24. While growing up, did your child have any learning disabilities?

Yes	17.29%	479
No	82.71%	2291
Total Responses		2770
Skipped		1

25. If yes, please use this space to briefly describe.

---

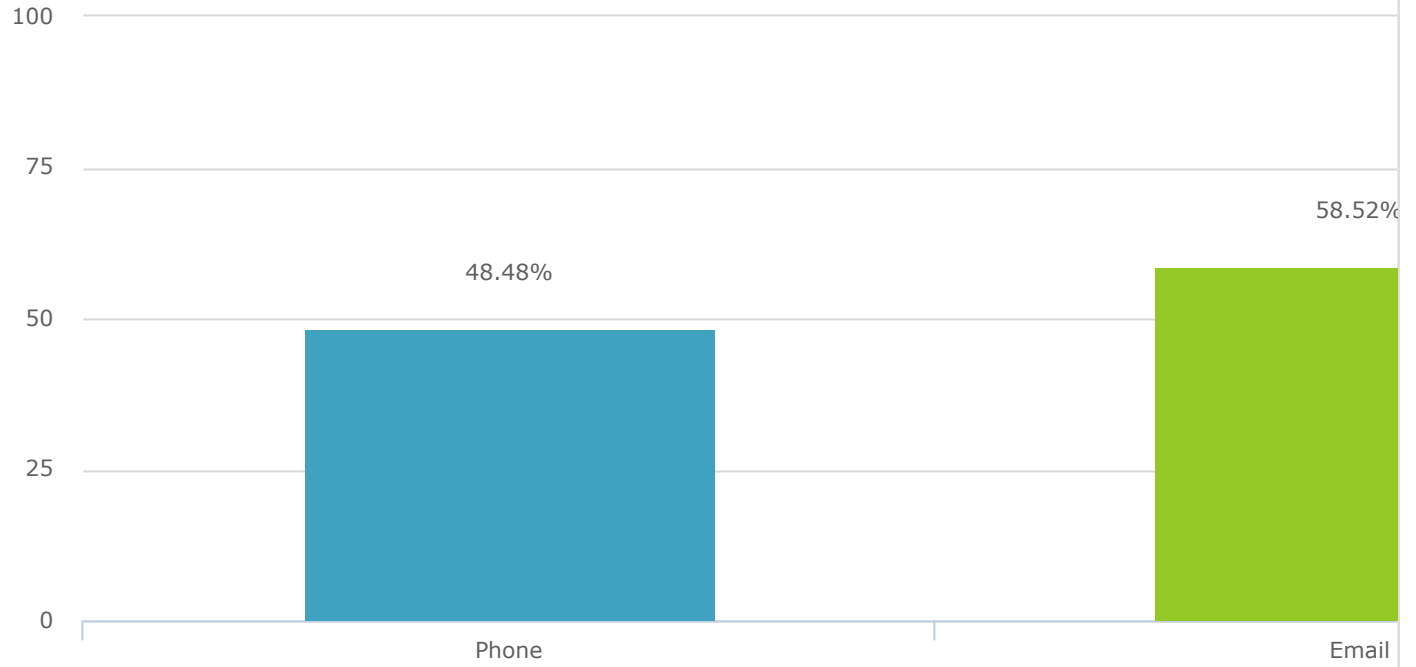
Total Responses	553
Skipped	2218

26. Has your adult child ever concretely shared their reasons for their estrangement from you?

No: 61.16%

Yes	38.84%	1076
No	61.16%	1694
	Total Responses	2770
	Skipped	1

### 27. If yes, please check all communications on this topic:



Phone	48.48%	575
Email	58.52%	694
Letter	16.19%	192
Face to Face Conversation	44.01%	522
Total Responses		1186
Skipped		1585

28. From your point of view, please briefly describe what you believe to be the reason for the estrangement?

---

Total Responses	2770
-----------------	------

Skipped	1
---------	---

29. Do you feel that you have some responsibility for this estrangement?

**Maybe:** 38.05%

Yes	36.57%	1013
No	25.38%	703
Maybe	38.05%	1054
	Total Responses	2770
	Skipped	1

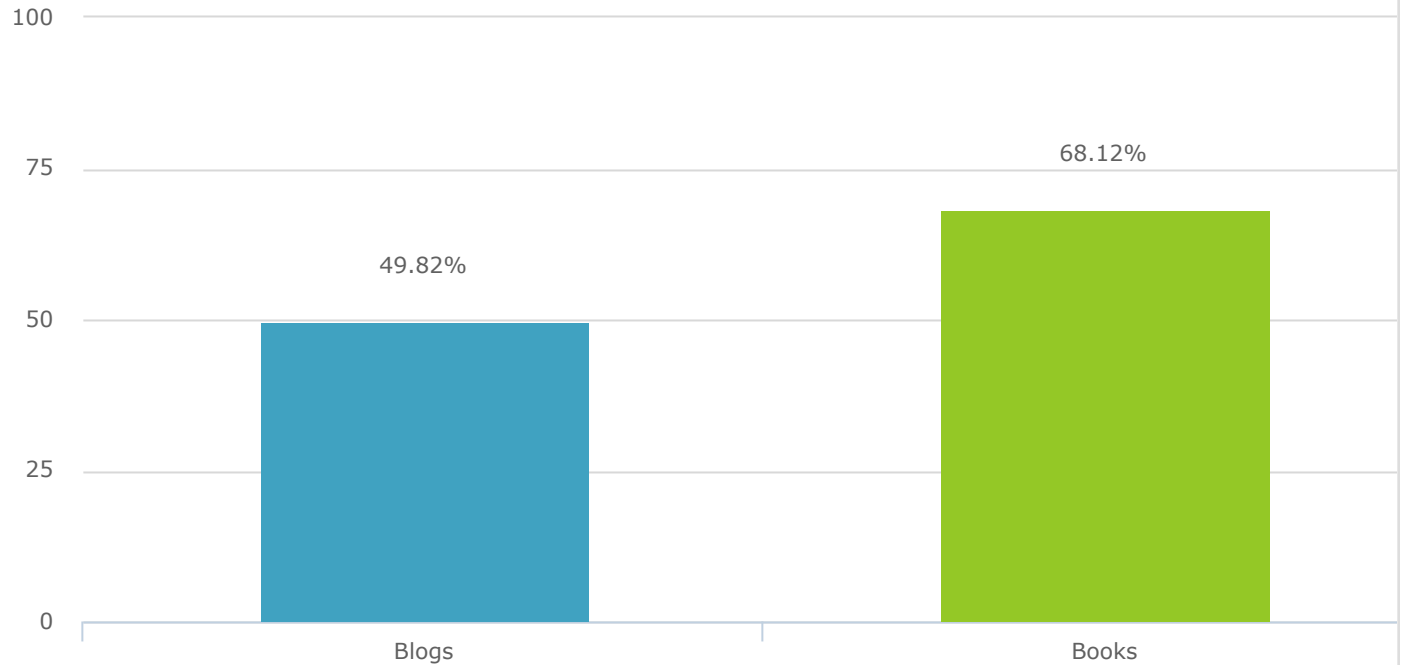
30. Have you or anyone closely involved been to therapy as a result of this issue?

**No:** 40.79%

Yes	59.21%	1640
No	40.79%	1130
	Total Responses	2770
	Skipped	1

### 31. What other resources have you sought for help?

(check all that apply)



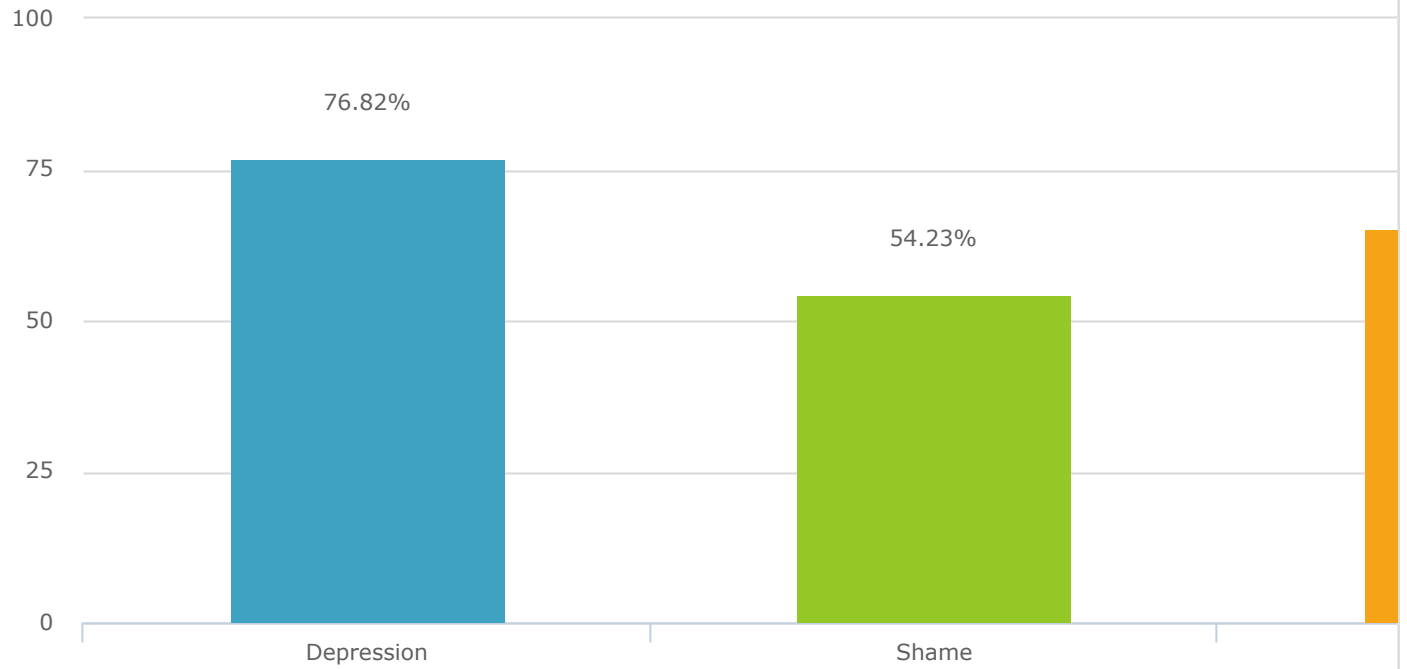
Blogs	49.82%	1380
Books	68.12%	1887
Clergy	23.50%	651
Family doctor	29.96%	830
Helpline	8.56%	237
Total Responses		2770
Skipped		1



## 32. Has your estrangement affected your well being?

Yes	92.78%	2570
No	7.22%	200
Total Responses		2770
Skipped		1

### 33. If yes, please check all that apply:



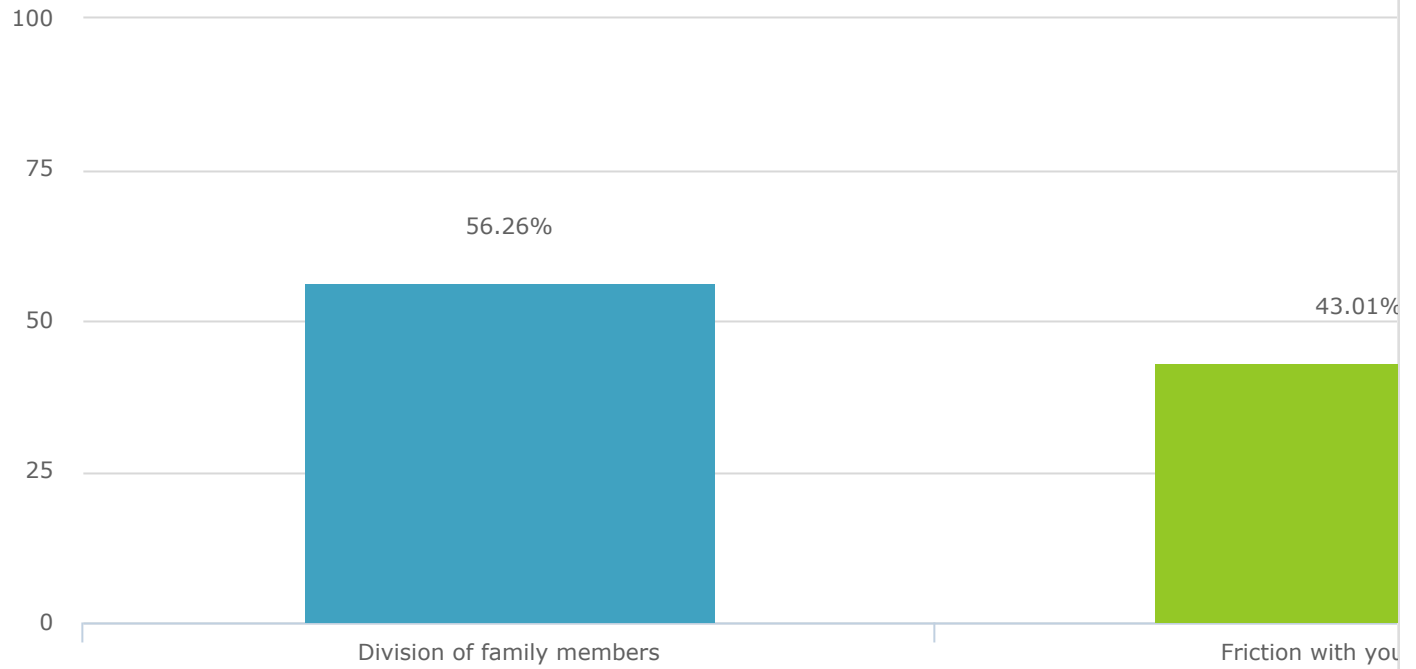
Depression	76.82%	1979
Shame	54.23%	1397
Inability to sleep	65.37%	1684
Appetite	30.20%	778
Overwhelming sadness	90.06%	2320
Thoughts of suicide	32.03%	825
	Total Responses	2576
	Skipped	195

## 34. Has your estrangement affected personal relationships?

**No:** 31.23

Yes	68.77%	1905
No	31.23%	865
	Total Responses	2770
	Skipped	1

35. If yes, please check all that apply:



Division of family members	56.26%	1079
Friction with your spouse	43.01%	825
Other children taking sides either for or against you	44.73%	858
Friends	34.25%	657
	Total Responses	1918
	Skipped	853

### 36. If you have grandchildren, are you able to see them:

**Not applicable:** 40.79%

Yes	15.09%	418
No	44.12%	1222
Not applicable	40.79%	1130
Total Responses		2770
Skipped		1

37. If yes, are your grandchildren allowed to sleep over or go somewhere with you that does not include their parents?

**No:** 66.96%

Yes	33.04%	300
No	66.96%	608
	Total Responses	908
	Skipped	1863