

# Summary Report

Estrangement: Adult Children from Parents

1. Please indicate your gender:

Fen

Male	17.43%	201
Female	82.57%	952
	Total Responses	1153
	Skipped	1250

## 2. Highest level of schooling you have attained:

Do

Master's degree: 23

Bache

High School Graduate/GED	7.63%	88
Some College	21.16%	244
Associate Degree	8.93%	103
Bachelor's Degree	31.92%	368
Master's degree	23.42%	270
Doctoral degree	6.94%	80
	Total Responses	1153
	Skipped	1250

### 3. Please indicate your age

---

Total Responses	1153
-----------------	------

---

Skipped	1250
---------	------

### 4. Please enter your email address.

This address will never be used for any commercial/advertising purposes!

No spam here.. it will be used to contact you if you wish to know the survey results and it will be used for invitations to any follow up surveys. Please indicate if you would like to receive the results.

---

Total Responses	858
-----------------	-----

---

Skipped	1545
---------	------

## 5. Do you belong to an organized religious group?

No: 72.16%

Yes	27.84%	321
No	72.16%	832
	Total Responses	1153
	Skipped	1250

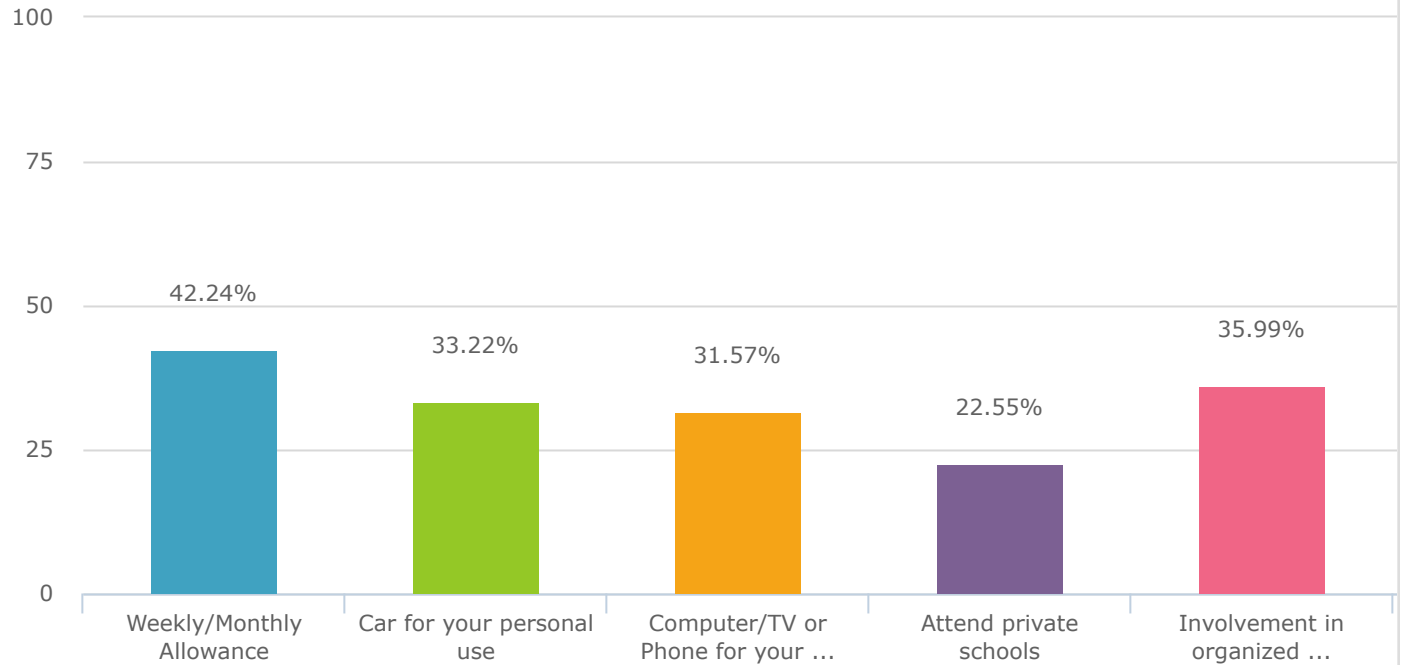
6. When you were growing up, compared to other families in your country, did your parents have: (Check one)

**A whole lo**

**Less money: 28.01%**

A whole lot more money	2.60%	30
More money	18.99%	219
About the same amount of money	42.41%	489
Less money	28.01%	323
A whole lot less money	7.98%	92
	Total Responses	1153
	Skipped	1250

7. Growing up, did you receive or participate in any of the following::  
(check all that apply)



Weekly/Monthly Allowance	42.24%	487
Car for your personal use	33.22%	383
Computer/TV or Phone for your personal use	31.57%	364
Attend private schools	22.55%	260
Involvement in organized sports (ie,basketball,football, lacrosse, baseball)	35.99%	415
Lessons (ie.. music, dance, fencing, sailing, painting, tennis, golf, art)	49.96%	576
Sports Camps	6.59%	76
Summer Camp	31.92%	368

Total Responses 1153

Skipped 1250

Family Vacations (ie, skiing, beach resorts, Disneyland, Europe/exotic locations)	48.40%	558
Spring Break Trips during High School	7.81%	90
Horseback riding	15.00%	173
Boating	11.01%	127
None of the Above	11.71%	135
	Total Responses	1153
	Skipped	1250

## 8. What is your current household annual income? (Check one)

			\$150,000 - \$174,999
			\$125,000 - \$149,999: 5.16%
			\$100,000 - \$124,999: 12.35%
			\$90,000 - \$99,999: 6.16%
			\$80,000 - \$89,999: 8.50%
Under \$20,000	9.63%	111	
\$20,000 - \$29,999	5.81%	67	
\$30,000 - \$39,999	8.67%	100	
\$40,000 - \$49,999	6.94%	80	
\$50,000 - \$59,999	9.11%	105	
\$60,000 - \$69,999	6.68%	77	
\$70,000 - \$79,999	7.03%	81	
\$80,000 - \$89,999	8.50%	98	
\$90,000 - \$99,999	6.16%	71	
		Total Responses	1153

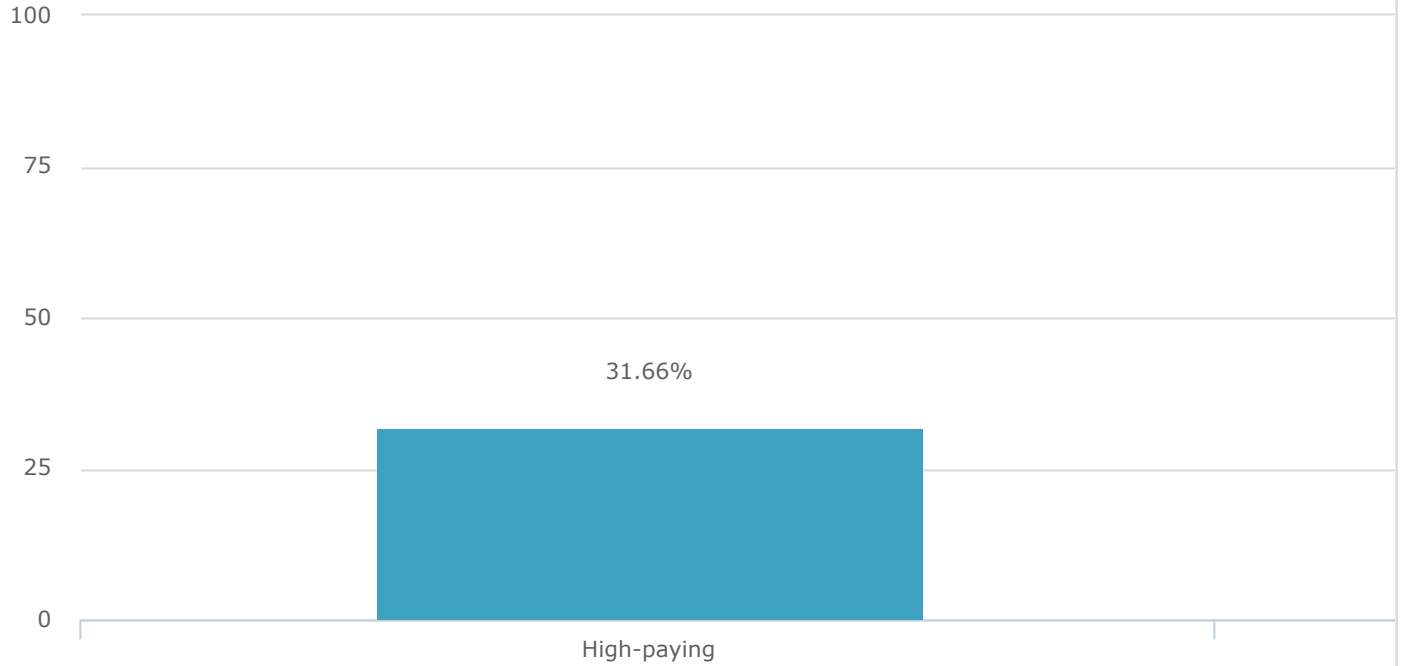
Skipped

1250



\$100,000 - \$124,999	12.32%	142
\$125,000 - \$149,999	5.29%	61
\$150,000 - \$174,999	4.42%	51
\$175,000 - \$200,000	2.69%	31
Over \$200,000	6.76%	78
	Total Responses	1153
	Skipped	1250

9. Is it important to you that your job is:  
(check all that apply)



High-paying	31.66%	365
Fulfilling	83.78%	966
Enjoyable	66.70%	769
	Total Responses	1153
	Skipped	1250

## 10. Would you stay in a job that was not all three?

N

Yes	80.31%	926
No	19.69%	227
	Total Responses	1153
	Skipped	1250

11. Do you agree with the statement "I can live my life any way I want to"?

**No:** 48.74%

Yes	51.26%	591
No	48.74%	562
	Total Responses	1153
	Skipped	1250

## 12. Please indicate your current marital status: (Check one)

**Single and not dating anyone ..**

**Dating someone non-seriously: 1.91%**

**Dating someone seriously but ...: 4.94%**

**Not married but living with a ...: 12.49%**

Married	60.54%	698
Not married but living with a romantic partner	12.49%	144
Dating someone seriously but not living with him/her	4.94%	57
Dating someone non-seriously	1.91%	22
Single and not dating anyone right now	20.12%	232
	<b>Total Responses</b>	<b>1153</b>
	<b>Skipped</b>	<b>1250</b>

### 13. In the interest of racial diversity, please indicate your identification:

**Hispanic (Mexican, Puerto**

**Asian or Pacific Islander: 3**

**American Indian, Eskimo or ...: 0.3**

**Black (African American): 1.82**

White (Caucasian)	87.51%	1009
Black (African American)	1.82%	21
American Indian, Eskimo or Aleut	0.35%	4
Asian or Pacific Islander	3.38%	39
Hispanic (Mexican, Puerto Rican, Cuban, Central or South American)	2.43%	28
Other	4.51%	52
	Total Responses	1153
	Skipped	1250

14. Occupation: Please List your occupation in the space provided.

---

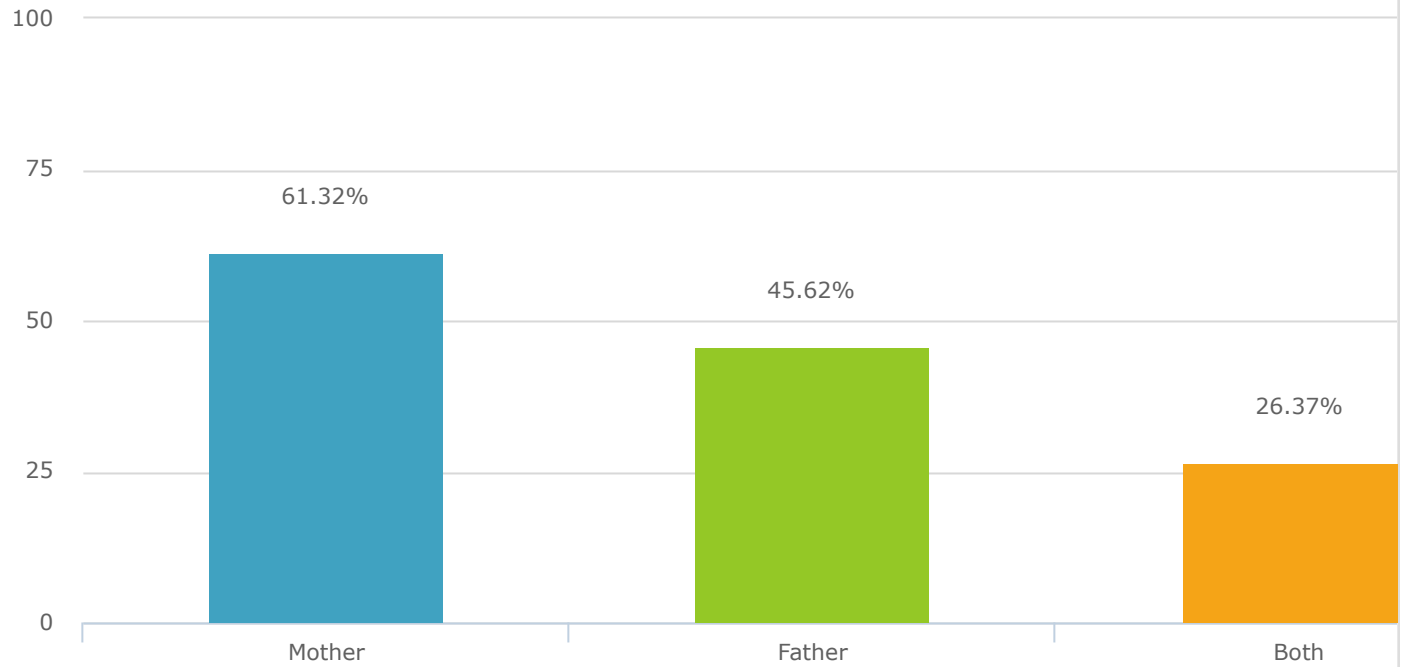
Total Responses	1153
Skipped	1250

15. State/Country Please list your state if you live in the US. List your country if you live outside of the US. (e.g., Connecticut if you live in the US) or (e.g., Spain, if you live outside of the US in the country of Spain):

---

Total Responses	1153
Skipped	1250

## 16. Please note who you are estranged from: (Check all that apply)

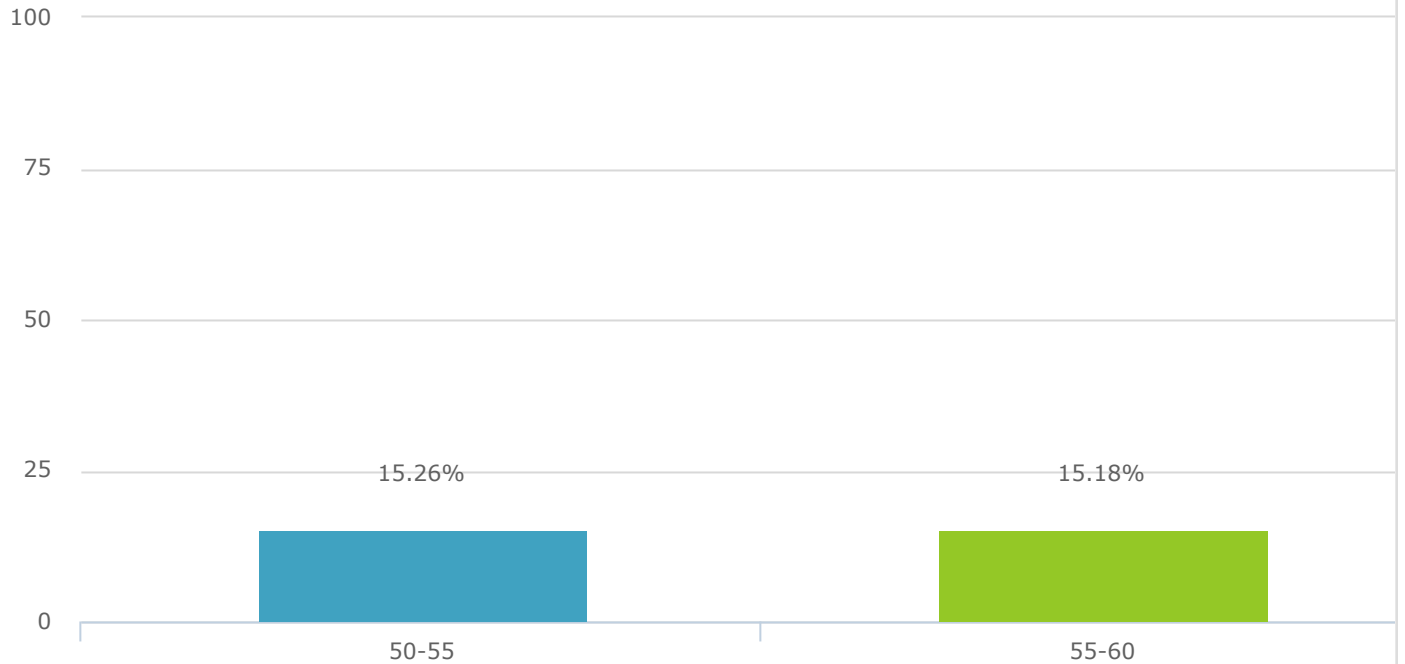


Mother	61.32%	707
Father	45.62%	526
Both	26.37%	304
Step Mother	7.46%	86
Step Father	6.76%	78
Sister	31.05%	358
Brother	31.40%	362
	Total Responses	1153
	Skipped	1250



### 17. If you are estranged from your parents or in-laws what is their age group?

(check all that apply)



50-55	15.26%	176
55-60	15.18%	175
60-65	24.63%	284
65-70	18.30%	211
70-80	38.59%	445
Total Responses		1153
Skipped		1250

## 18. If your parents are divorced, is one or both remarried?

**Not applicable: 54.29%**

Yes	32.44%	374
No	13.27%	153
Not applicable	54.29%	626
Total Responses		1153
Skipped		1250

## 19. Are you:

Partially estranged (strained ...: 29.1

Totally estranged (no contact, no phone calls, no email)	70.86%	817
Partially estranged (strained relations.. occasional phone call or email.. see each other at family functions)	29.14%	336
	Total Responses	1153
	Skipped	1250

## 20. How old were you when the estrangement started?

---

Total Responses	1153
Skipped	1250

## 21. How many years has estrangement/cut off been going on? (include total time even if there have been brief periods of reconciliation)

---

Total Responses	1153
Skipped	1250

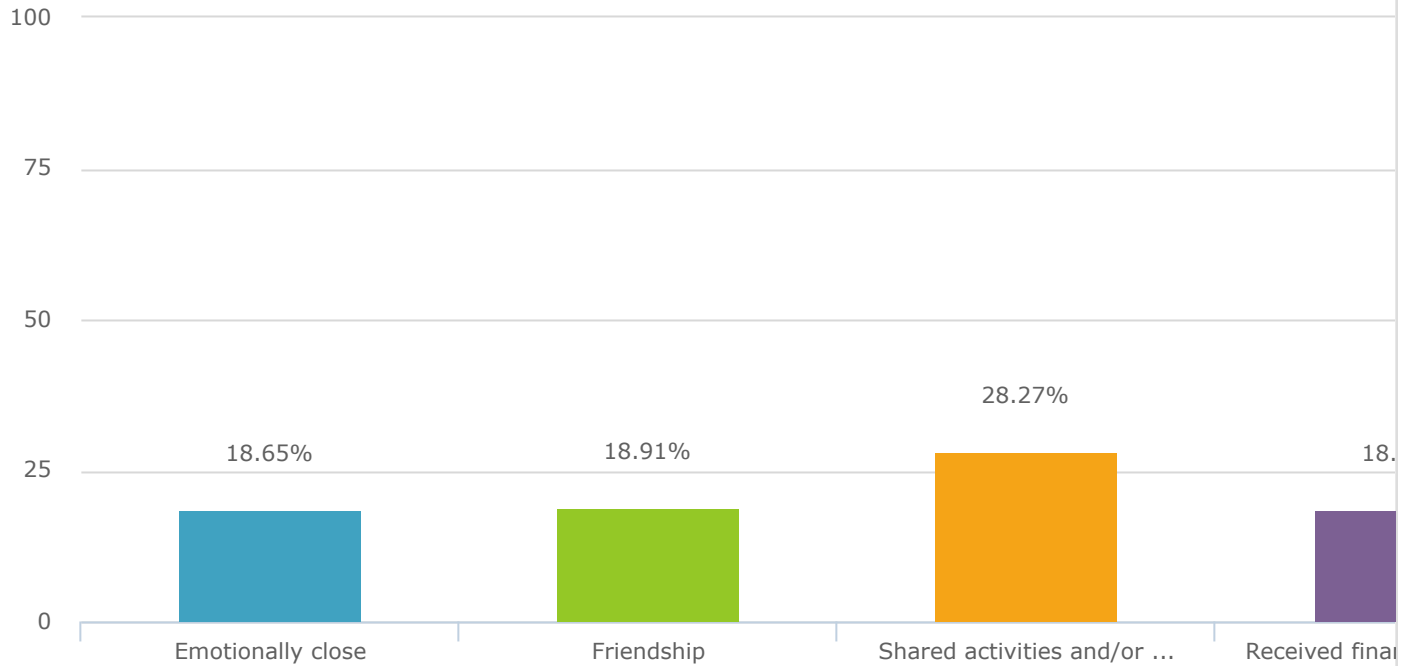
## 22. Are you in a committed relationship?

**Not Applicable****Wife: 13.53%**

Boy Friend	12.92%	149
Girl Friend	3.99%	46
Husband	47.35%	546
Wife	13.53%	156
Not Applicable	22.20%	256
	<b>Total Responses</b>	<b>1153</b>
	<b>Skipped</b>	<b>1250</b>

### 23. Prior to the estrangement, what was your relationship like with your parent/s?

(check all that apply)



Emotionally close	18.65%	215
Friendship	18.91%	218
Shared activities and/or attended social events	28.27%	326
Received financial assistance	18.65%	215
Received household help/advice	13.01%	150
Moral obligation	50.74%	585
Barely civil	14.83%	171
<b>Total Responses</b>		<b>1153</b>

Skipped 1250  
10/21/15, 3:14 PM

Volatile and/or not close	34.61%	399
Other (Please Specify)	23.76%	274
	Total Responses	1153
	Skipped	1250

24. Have you ever concretely shared your reasons for estrangement from them?

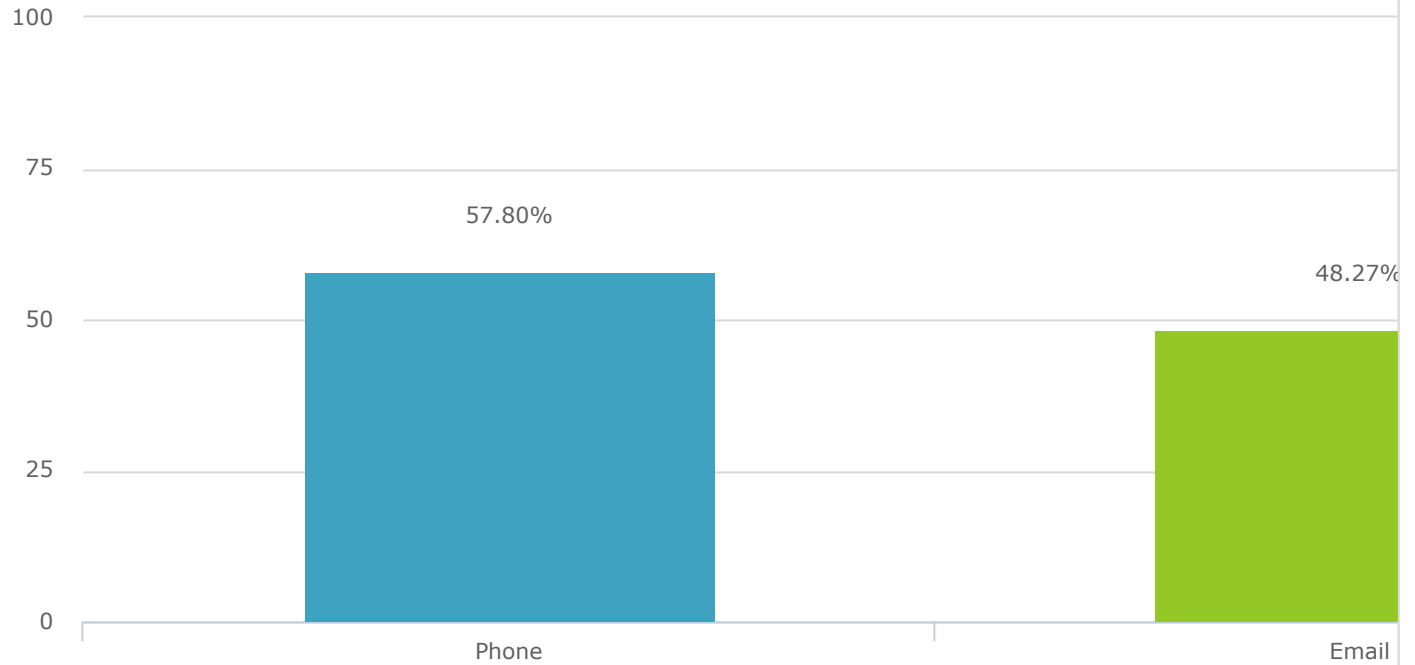
No: 32.87%

Yes	67.13%	774
No	32.87%	379
Total Responses		1153
Skipped		1250



25. If yes, please check all communications on this topic:

(check all that apply)



Phone	57.80%	467
Email	48.27%	390
Letter	37.00%	299
Face to Face Conversation	57.43%	464
Total Responses		808
Skipped		1595

26. From your point of view, please briefly describe what you believe to be the reason for the estrangement.

---

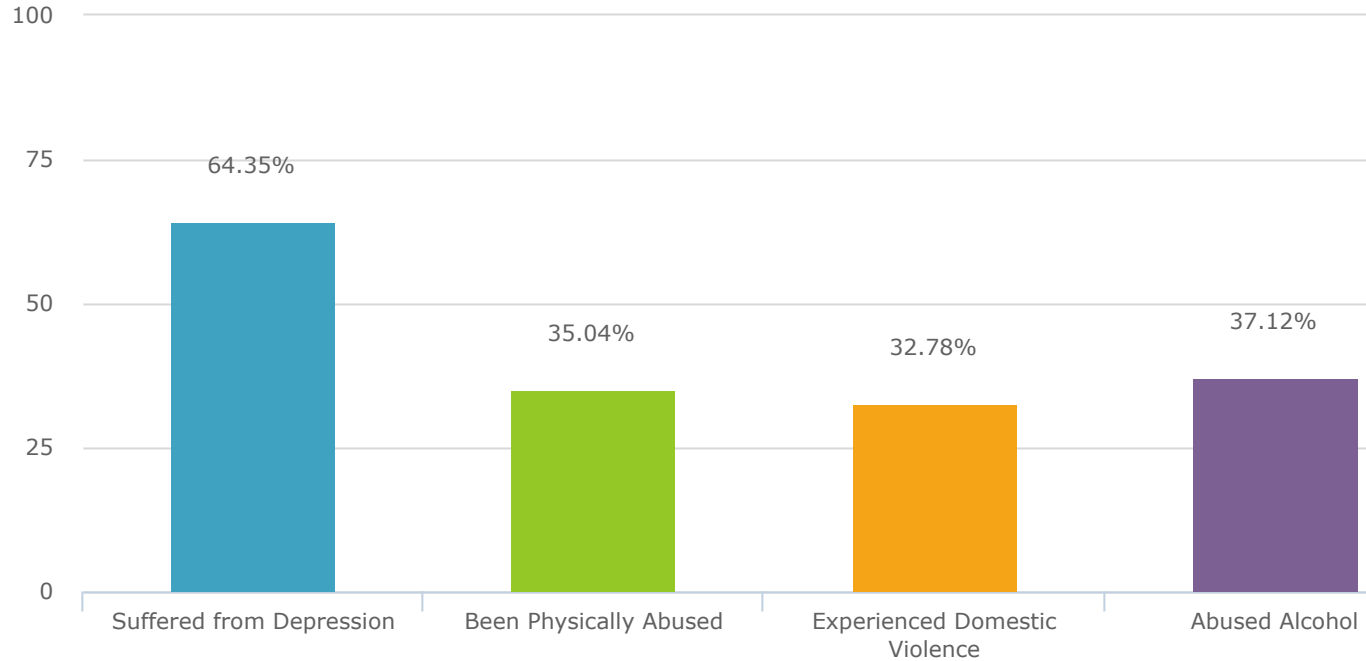
Total Responses	1153
-----------------	------

---

Skipped	1250
---------	------

## 27. Have either of your parents:

(check all that apply)



Suffered from Depression	64.35%	742
Been Physically Abused	35.04%	404
Experienced Domestic Violence	32.78%	378
Abused Alcohol	37.12%	428
Abused Drugs	16.57%	191
Anger Management issues	54.90%	633
Been Arrested	13.44%	155
Been Physically Abusive	46.75%	539
Total Responses		1153

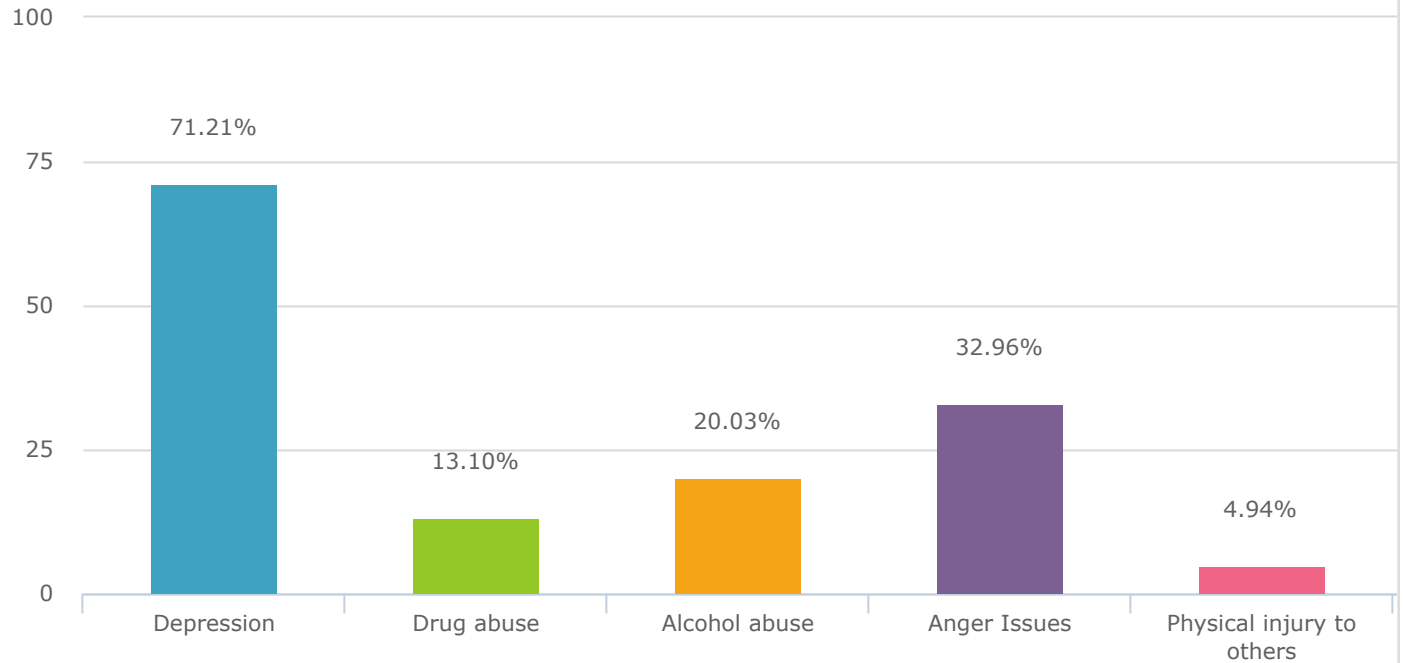
Skipped

1250  
10/21/15, 3:14 PM

None of the Above	10.84%	125
Other (Please Specify)	22.29%	257

## 28. Have you ever experienced or been involved with:

(check all that apply)



Depression	71.21%	821
Drug abuse	13.10%	151
Alcohol abuse	20.03%	231
Anger Issues	32.96%	380
Physical injury to others	4.94%	57
Automobile speeding, running stop signs, etc.	14.40%	166
Automobile accident	16.13%	186
Vandalism	3.21%	37
<b>Total Responses</b>		<b>1153</b>

Skipped 1250

Theft	8.24%	95
Larceny	0.87%	10
Arrests	4.77%	55
None of the above	17.61%	203
Other (Please Specify)	13.10%	151
	Total Responses	1153
	Skipped	1250

29. Do you feel that you have some responsibility for this estrangement?

**No:** 47.09%

Yes	52.91%	610
No	47.09%	543
	<b>Total Responses</b>	<b>1153</b>
	<b>Skipped</b>	<b>1250</b>

30. Have you or anyone closely involved been to therapy as a result of this issue?

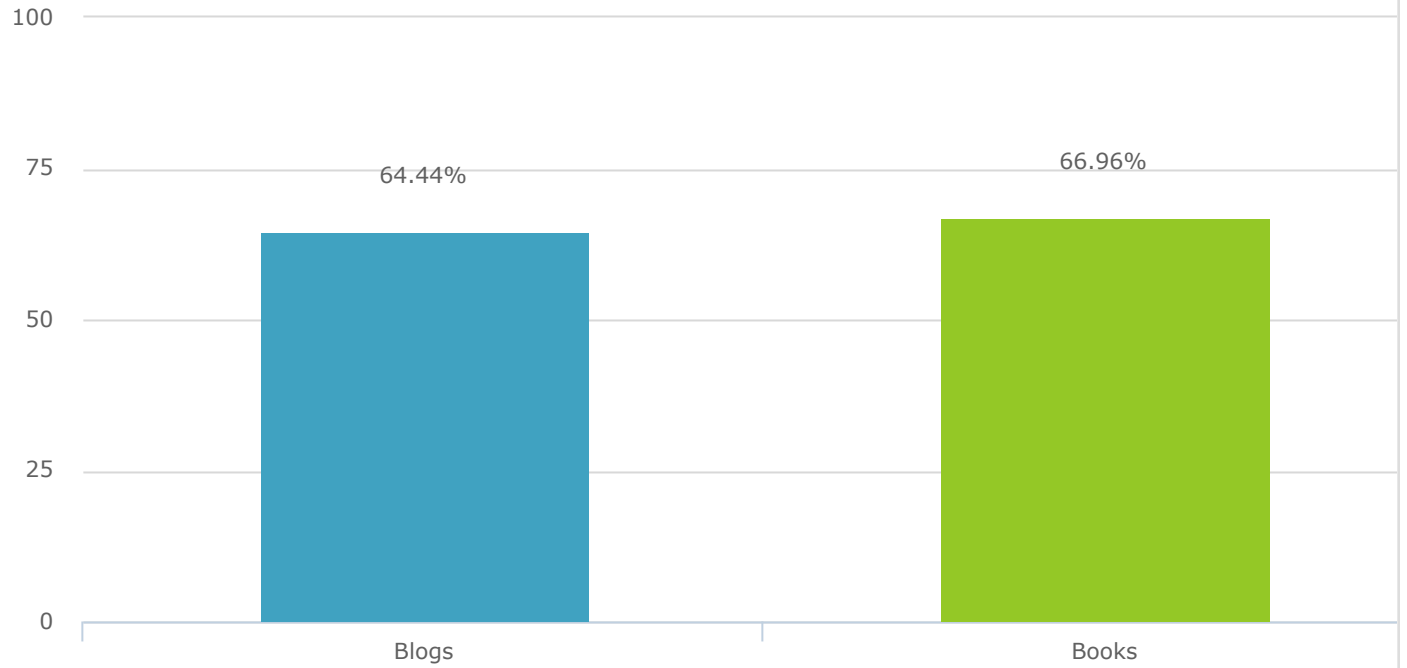
**No:** 36.77%

Yes	63.23%	729
No	36.77%	424
Total Responses		1153
Skipped		1250



### 31. What other resources have you sought for help?

(Check all that apply)



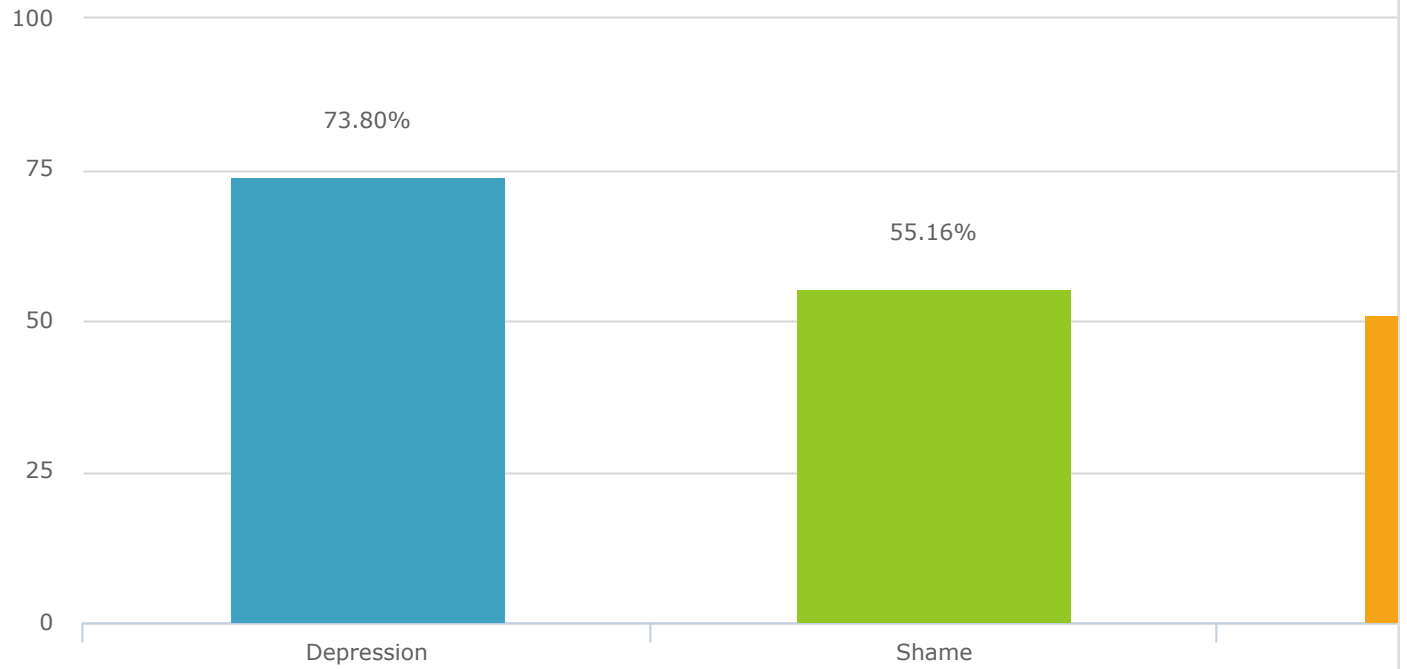
Blogs	64.44%	743
Books	66.96%	772
Clergy	18.99%	219
Family doctor	24.28%	280
Helpline	9.63%	111
<b>Total Responses</b>		<b>1153</b>
<b>Skipped</b>		<b>1250</b>

## 32. Has your estrangement affected your well being?

**No:** 26

Yes	73.63%	849
No	26.37%	304
	Total Responses	1153
	Skipped	1250

### 33. If yes, please check all that apply:



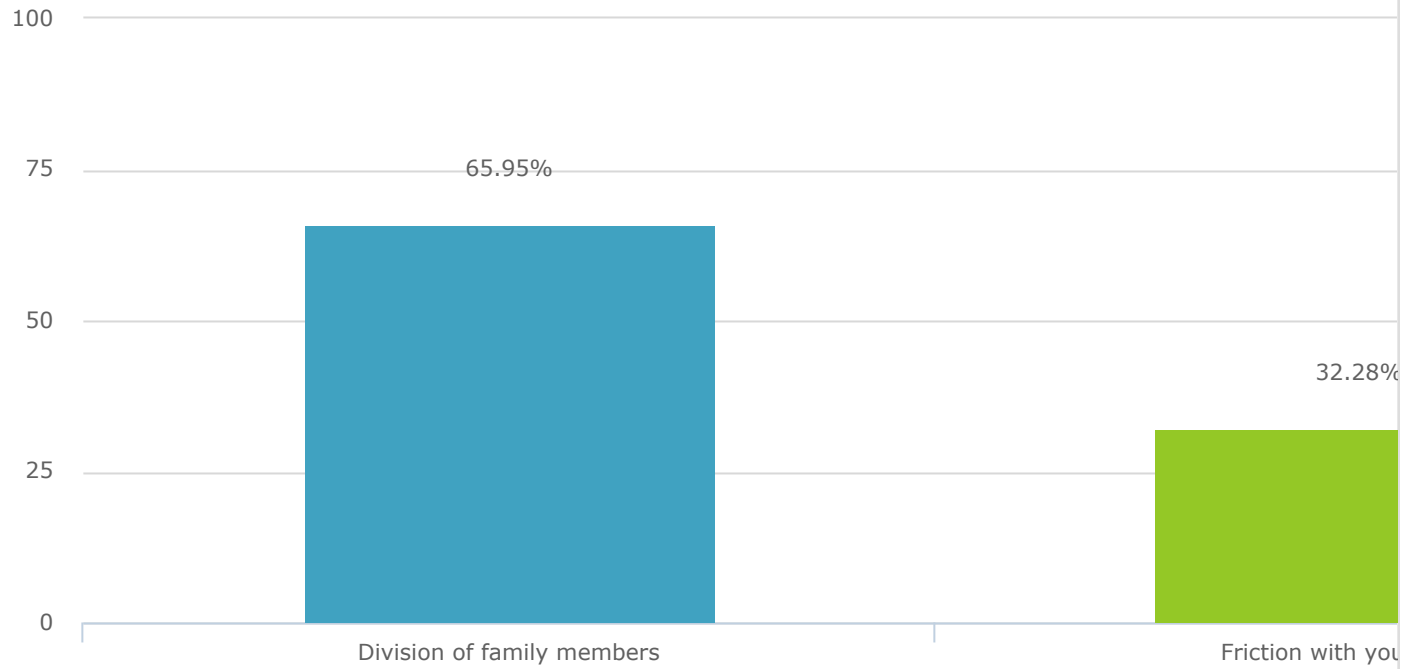
Depression	73.80%	586
Shame	55.16%	438
Inability to sleep	50.88%	404
Appetite	29.85%	237
Overwhelming sadness	73.05%	580
Thoughts of suicide	28.09%	223
	Total Responses	794
	Skipped	1609

### 34. Has your estrangement affected personal relationships?

**No:** 30.01

Yes	69.99%	807
No	30.01%	346
	Total Responses	1153
	Skipped	1250

### 35. If yes, please check all that apply:



Division of family members	65.95%	521
Friction with your spouse	32.28%	255
Other siblings taking sides either for or against you	66.84%	528
Friends	26.46%	209
Total Responses		790
Skipped		1613

### 36. Has your significant other supported your decision?

Yes	88.29%	1018
No	11.71%	135
	Total Responses	1153
	Skipped	1250

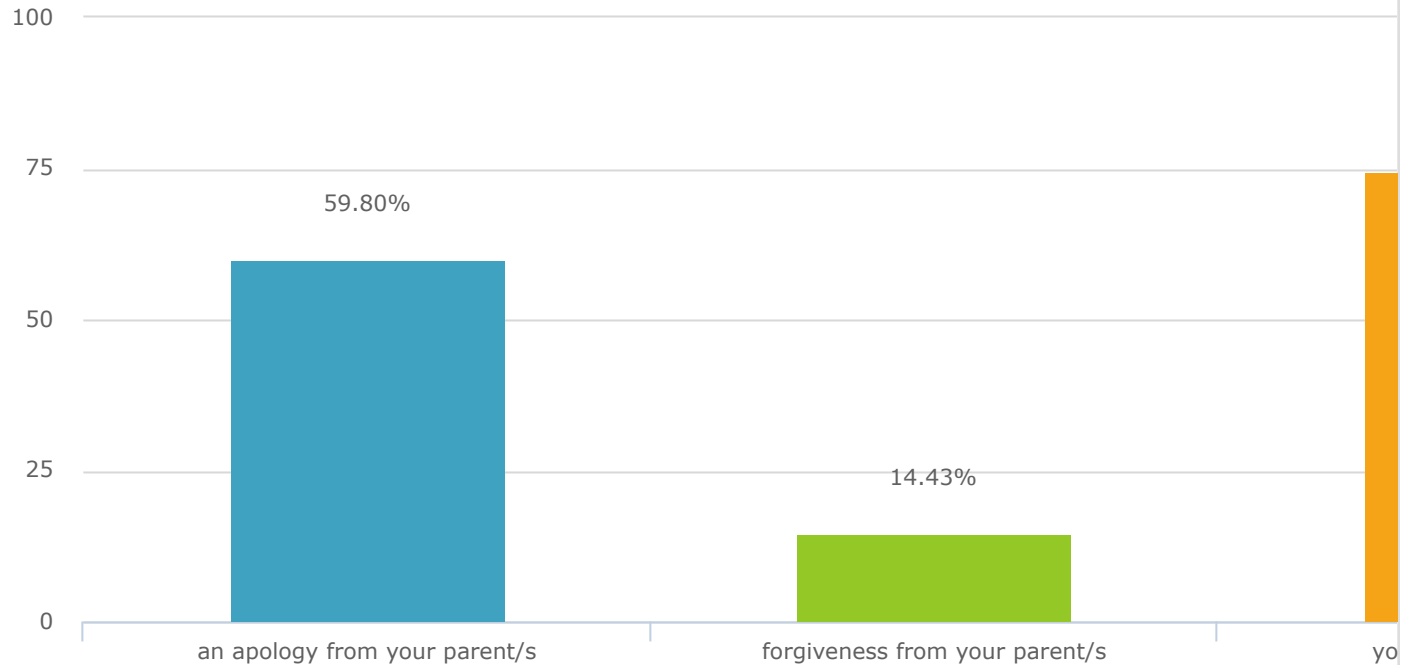
37. Would you like to have a relationship with the person you are estranged from now or some time in the future?

**No:** 43.63%

Yes	56.37%	650
No	43.63%	503
	Total Responses	1153
	Skipped	1250

### 38. If yes, what would conditions would you need for this to happen?

(Check all that apply)



an apology from your parent/s	59.80%	485
forgiveness from your parent/s	14.43%	117
your parent/s taking responsibility	74.35%	603
setting boundaries	63.38%	514
family therapy	27.25%	221
Other (Please Specify)	35.27%	286
Total Responses		811
Skipped		1592



39. Even though you are estranged, do you feel any sense of duty or responsibility toward your parents?

**No:** 49.87%

Yes	50.13%	578
No	49.87%	575
Total Responses		1153
Skipped		1250

40. Even though you are estranged, do you acknowledge your parents' past efforts in raising and providing for you as their child?

N

Yes	80.57%	929
No	19.43%	224
	Total Responses	1153
	Skipped	1250

41. If you have children, and you are estranged from your parents, do you feel that it's important for your children to see them:

**Not applicable:** 39.81%

Yes	21.08%	243
No	39.12%	451
Not applicable	39.81%	459
	Total Responses	1153
	Skipped	1250