



IELTS

Dr. Saw Min Htoo

Overall Band Score - 8.0

Individual Band Score

Listening	-	8.5
Reading	-	8.0
Writing	-	7.0
Speaking	-	8.0

Exam Preparation

Self Study

- **Online**

Road to IELTS (Preparation and Practice)

<http://www.roadtoielts.com/area1/RoadToIELTS2/Start-AC.php?prefix=TD>

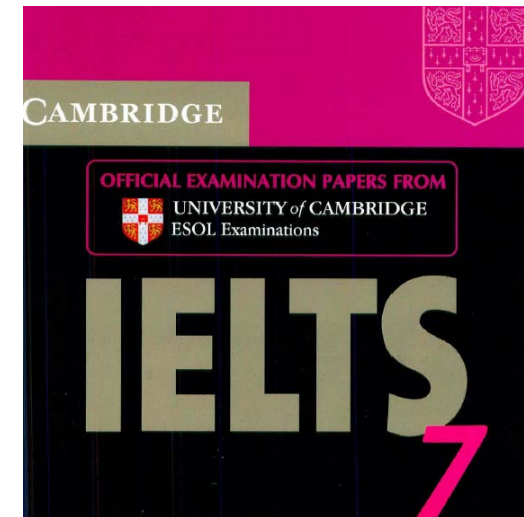
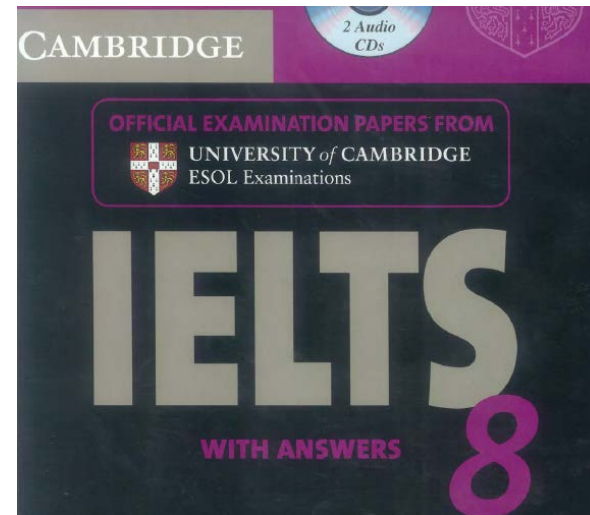
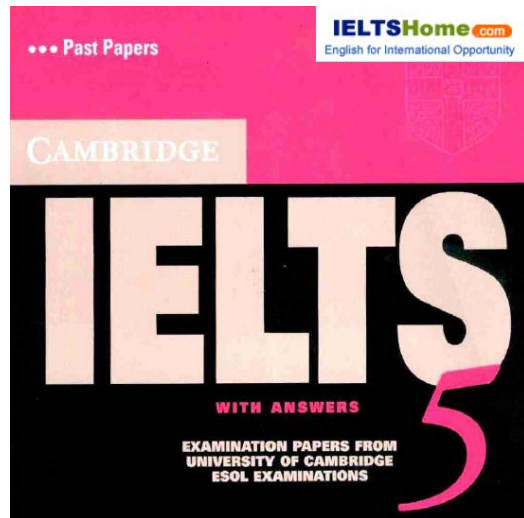
- **Reference Books**

Cambridge IELTS Module (5 to 9)

A total of 20 practice tests

ROAD TO IELTS
subscribe at
IELTSppractice.com
to get the band score you need.

Exam Preparation





Listening

Basics

40 Minutes, 40 Questions, 40 Marks

4 Sections

- A conversation in everyday social situation
- A person speaking (Monologue) in a social situation
- A conversation in an educational context
- A lecture on a topic of general academic interest



Listening

Background Preparation

1. Improve your listening skills with materials available online
 - BBC Live radio programme
 - Ted talks
2. Make sure that you understand the question types
 - Be familiar with the format



Listening

Before

- You have about 30 seconds to read the task
- Make sure you understand the instructions (*what is being asked*)
- For each question, predict the type of word you are listening for
 - A number, a place, a noun, a verb or an adjective

During

- Note down key words (*don't try to write everything you hear*)
- Listen for signpost word and phrases
- Be aware of synonyms (*a game of football = football match*)

After

- Make sure to write only the maximum no. of words allowed
- Check spelling and grammar
- If in doubt, guess (*do not leave a blank*)



Reading

Basics

- 60 minutes
- 40 questions
- 3 different texts from a variety of books, magazines, newspaper

Task Types

- Short answer questions
- Sentence completion
- Multiple choice
- Yes, No, Not given (True, False, Not given)
- Matching headings to sections
- Classification



Reading

Background Preparation

- Try to read as widely as possible (*don't limit to just one type of text*)

The Independent / Science

The Age / Travel

The New York Times / Health

1. www.independent.co.uk/news/science/

2. www.theage.com.au/travel

3. www.nytimes.com/pages/health/index.html



Reading

Tips

- Never start by reading the whole text
- Start by skimming to get a good overview
 - look at the title, headings, the first paragraph, the first sentence of other paragraph and the final sentence of the text
- Look at the question and keywords (Think of synonyms)
- Make sure you are familiar with question types (*This can be achieved by spending as much time as possible practising*)



Writing

Basics

Task 1 (minimum 150 words) usually 20 minutes

- Interpret and describe information in a chart, diagram, table or graph

Task 2 (minimum 250 words) usually 40 minutes

- A short essay about a point of view, a problem or an argument



Writing

Background preparation

- Practise the following structure
 - Plan
 - Write
 - Review
- Learn from model essays



Writing

Tips

- Write in paragraphs
- Focus on one idea and introduce the paragraph with a topic sentence
- Follow by explanation, support your ideas by giving examples
- Should not copy words/sentence directly from question papers
- Paraphrase by using your own words to demonstrate the breadth of your vocabulary.
- Never use bullet points or note forms
- Always write in complete sentences.



Speaking

Basics

- Face to face interview
- 10 to 15 minutes
- 3 parts
 - Part 1 – general questions about yourself, your family and other familiar topics
 - Part 2 – based on a topic card, you will need to talk for one to two minutes, you will have about a minute to prepare
 - Part 3 – the examiner will ask questions related to the topic in part 2



Speaking

Background preparation

- A lot of practice
- Take every opportunity to speak in English with anyone you know who speak the language.
- Listen to how educated native speakers talk (BBC radio 4 schedule)
- Practise talking on the same topic
- Record and assess yourself



Speaking

Tips

- Be prepared and try to relax
- Be willing to talk and be positive
- Remember to smile
- Never learn your answers by heart
- Never try to be perfect

Thank you for your attention