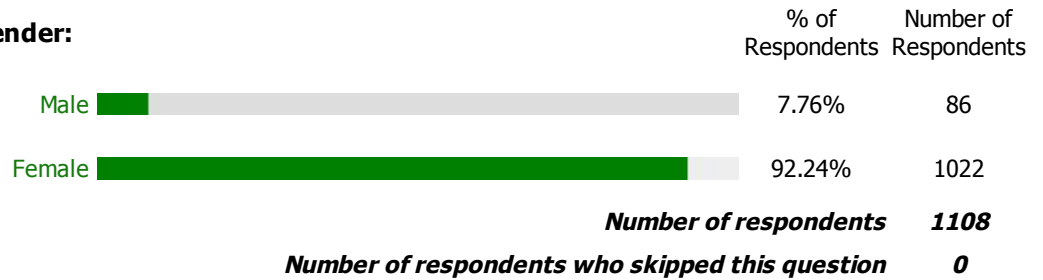
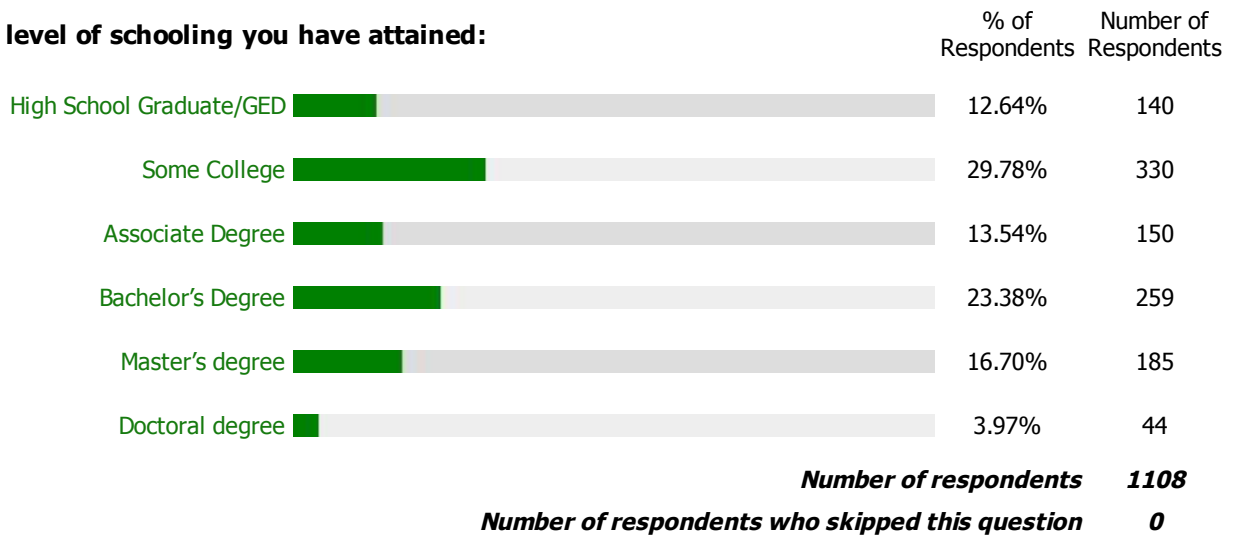


Page 1. General Information

1. Please indicate your gender:



2. Highest level of schooling you have attained:



3. Please indicate your age

Number of Respondents 1108

Number of respondents who skipped this question 0

4. Please enter your email address.

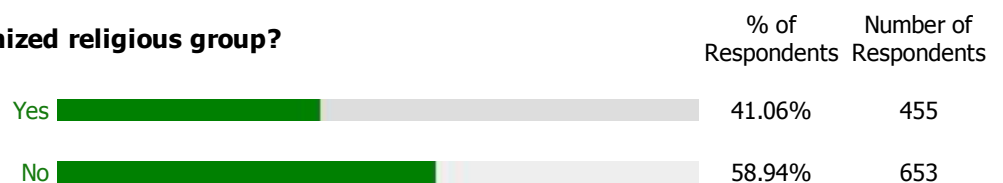
This address will never be used for any commercial/advertising purposes!

No spam here.. it will be used to contact you if you wish to know the survey results and it will be used for invitations to any follow up surveys. Please indicate if you would like to receive the results.

Number of Respondents 963

Number of respondents who skipped this question 145

5. Do you belong to an organized religious group?



Number of respondents 1108**Number of respondents who skipped this question 0****6. When you were growing up, compared to other families on your country, did your parents have: (Check one)**

	% of Respondents	Number of Respondents
A whole lot more money	1.90%	21
More money	10.83%	120
About the same amount of money	47.11%	522
Less money	29.78%	330
A whole lot less money	10.38%	115

Number of respondents 1108**Number of respondents who skipped this question 0****7. When you were raising your children, compared to other families in your country, did you have: (Check one)**

	% of Respondents	Number of Respondents
A whole lot more money	2.98%	33
More money	19.13%	212
About the same amount of money	45.85%	508
Less money	27.53%	305
A whole lot less money	4.51%	50

Number of respondents 1108**Number of respondents who skipped this question 0****8. When your children were growing up, did you provide any of the following: (check all that apply)**

	% of Respondents	Number of Respondents
Weekly/Monthly Allowance	9.69%	614
Private schools	4.83%	306
Involvement in organized sports (ie, basketball, football, lacrosse, baseball)	13.45%	852
Lessons (ie.. music, dance, fencing, sailing, painting, tennis, golf, art)	12.36%	783
Sports Camps	4.69%	297
Summer Camp	8.38%	531
Family Vacations (ie, skiing, beach resorts, Disneyland, Europe/exotic locations)	12.74%	807
Spring Break Trips during High School	4.34%	275
Horseback riding	3.60%	228
Boating	3.55%	225

Car for your child's personal use		9.47%	600
Computer/TV or Phone for their personal use		10.74%	680
None of the Above		0.46%	29
Other (Specify)		1.69%	107

Number of respondents 1108

Number of respondents who skipped this question 0

9. What is your current household annual income? (Check one)

	% of Respondents	Number of Respondents
Under \$20,000	7.13%	79
\$20,000 - \$29,999	8.21%	91
\$30,000 - \$39,999	10.74%	119
\$40,000 - \$49,999	9.84%	109
\$50,000 - \$59,999	10.74%	119
\$60,000 - \$69,999	8.66%	96
\$70,000 - \$79,999	6.77%	75
\$80,000 - \$89,999	6.41%	71
\$90,000 - \$99,999	5.87%	65
\$100,000 - \$124,999	12.09%	134
\$125,000 - \$149,999	3.79%	42
\$150,000 - \$174,999	3.79%	42
\$175,000 - \$200,000	2.26%	25
Over \$200,000	3.70%	41

Number of respondents 1108







Number of respondents who skipped this question 0

10. Please indicate your current marital status: (Check one)

	% of Respondents	Number of Respondents
Never married	1.17%	13
Living together with partner	5.78%	64
Married	42.96%	476
Widowed	4.33%	48
Divorced	25.72%	285
Remarried	14.08%	156

Remarried more than once		5.96%	66
		Number of respondents	1108
		Number of respondents who skipped this question	0

11. In the interest of racial diversity, please indicate your identification:

		% of Respondents	Number of Respondents
White (Caucasian)		96.30%	1067
Black (African American)		0.54%	6
American Indian, Eskimo or Aleut		0.27%	3
Asian or Pacific Islander		0.81%	9
Hispanic (Mexican, Puerto Rican, Cuban, Central or South American)		1.17%	13
Other		0.90%	10
		Number of respondents	1108
		Number of respondents who skipped this question	0

12. Occupation: Please List your occupation in the space provided.

Number of Respondents	1108
Number of respondents who skipped this question	0

13. State/Country Please list your state if you live in the US. List your country if you live outside of the US. (e.g., Connecticut if you live in the US) or (e.g., Spain, if you live outside of the US in the country of Spain):

Number of Respondents	1108
Number of respondents who skipped this question	0

14. Please note who you are estranged from and their CURRENT age:

Son	550
Son	57
Son	8
Son	4
Daughter	664
Daughter	101
Daughter	14
Daughter	3
Number of Respondents	1105

Number of respondents who skipped this question 3

15. Are you:

	% of Respondents	Number of Respondents
Totally estranged (no contact, no phone calls, no email)	70.67%	783
Partially estranged (strained relations.. occasional phone call or email.. see each other at family functions)	29.33%	325

Number of respondents 1108

Number of respondents who skipped this question 0

16. How old was your son(s) or daughter(s) when the estrangement started?

Son 546

Son 56

Son 9

Son 3

Daughter 655

Daughter 98

Daughter 13

Daughter 3

Number of Respondents 1100

Number of respondents who skipped this question 8

17. How many years has estrangement/cut off been going on? (include total time even if there have been brief periods of reconciliation)

Number of Respondents 1108

Number of respondents who skipped this question 0

18. Is your adult child in a committed relationship?

	% of Respondents	Number of Respondents
Boy Friend	13.81%	153
Girl Friend	10.11%	112
Husband	32.22%	357
Wife	23.10%	256
Not Applicable	20.76%	230

Number of respondents 1108

Number of respondents who skipped this question 0

19. Prior to the estrangement, what was your relationship like with your child?

% of Number of

(Check all that apply)

	Respondents	Respondents
Emotionally close	19.47%	699
Friendship	16.46%	591
Shared activities and/or attended social events	18.41%	661
Provided financial assistance	16.04%	576
Financially dependant	4.93%	177
Provided household help/advice	12.00%	431
Moral obligation	3.12%	112
Barely civil	1.67%	60
Volatile and/or not close	3.54%	127
Other (Specify)	4.37%	157
Number of respondents		1108
Number of respondents who skipped this question		0

20. While growing up, did you feel that your child was dishonest.. lying, cheating, stealing, etc?


	% of Respondents	Number of Respondents
Yes	28.97%	321
No	71.03%	787
Number of respondents		1108
Number of respondents who skipped this question		0

21. Did you consistently tell your children that they were special?

	% of Respondents	Number of Respondents
Yes	68.32%	757
No	31.68%	351
Number of respondents		1108
Number of respondents who skipped this question		0

22. Did your child ever experience any of the following? (Check all that apply)

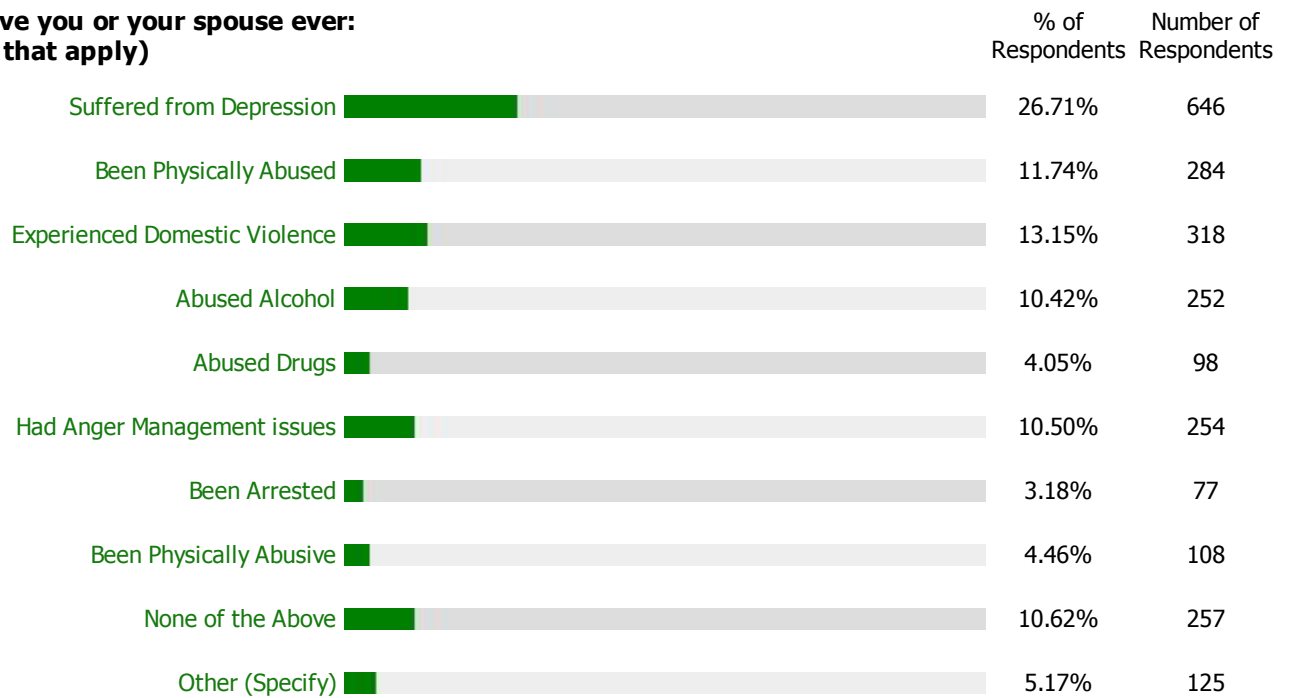
	% of Respondents	Number of Respondents
Depression	15.24%	412
Drug abuse	8.43%	228
Alcohol abuse	8.99%	243
Anger Issues	19.19%	519
Physical injury to others	3.14%	85
Automobile speeding, running stop signs, etc.	5.88%	159



Number of respondents 1108

Number of respondents who skipped this question 0

**23. Have you or your spouse ever:
(check all that apply)**



Number of respondents 1108

Number of respondents who skipped this question 0

24. While growing up, did your child have any learning disabilities?



Number of respondents 1108

Number of respondents who skipped this question 0

25. If yes, please use this space to briefly describe.

Number of Respondents 201

Number of respondents who skipped this question 907

26. Has your adult child ever concretely shared their reasons for their estrangement from you?

	% of Respondents	Number of Respondents
Yes	39.62%	439
No	60.38%	669

Number of respondents 1108

Number of respondents who skipped this question 0

27. If yes, please check all communications on this topic:

	% of Respondents	Number of Respondents
Phone	29.77%	242
Email	32.84%	267
Letter	10.95%	89
Face to Face Conversation	26.45%	215

Number of respondents 474

Number of respondents who skipped this question 634

28. From your point of view, please briefly describe what you believe to be the reason for the estrangement?

Number of Respondents 1108

Number of respondents who skipped this question 0

29. Do you feel that you have some responsibility for this estrangement?

	% of Respondents	Number of Respondents
Yes	37.82%	419
No	27.89%	309
Maybe	34.30%	380

Number of respondents 1108

Number of respondents who skipped this question 0

30. Have you or anyone closely involved been to therapy as a result of this issue?

	% of Respondents	Number of Respondents
Yes	57.67%	639
No	42.33%	469

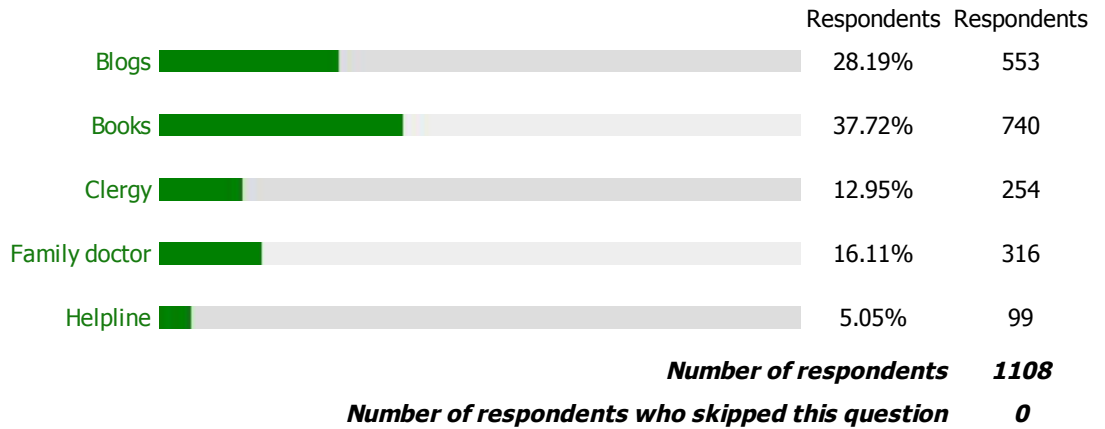
Number of respondents 1108

Number of respondents who skipped this question 0

31. What other resources have you sought for help?

% of Number of

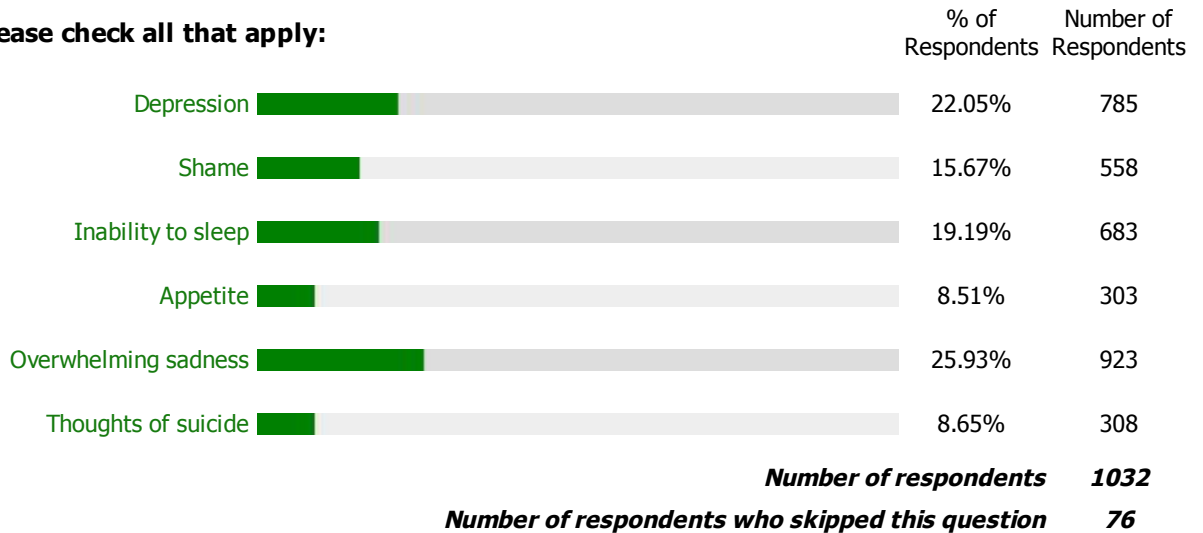
(check all that apply)



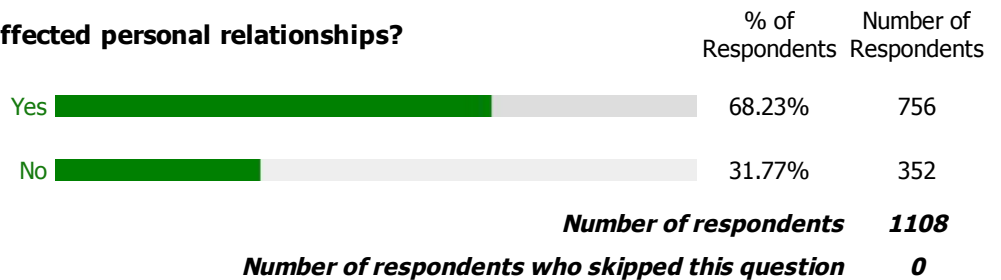
32. Has your estrangement affected your well being?




33. If yes, please check all that apply:





34. Has your estrangement affected personal relationships?






35. If yes, please check all that apply:





Other children taking sides either for or against you		25.81%	349
Friends		19.45%	263
		Number of respondents	767
		Number of respondents who skipped this question	341

36. If you have grandchildren, are you able to see them:

		% of Respondents	Number of Respondents
Yes		13.81%	153
No		44.95%	498
Not applicable		41.25%	457
		Number of respondents	1108
		Number of respondents who skipped this question	0

37. If yes, are your grandchildren allowed to sleep over or go somewhere with you that does not include their parents?

		% of Respondents	Number of Respondents
Yes		32.01%	113
No		67.99%	240
		Number of respondents	353
		Number of respondents who skipped this question	755

Page 2. Background