

# Retuning instructions for Konka televisions with integrated FreeviewHD receivers

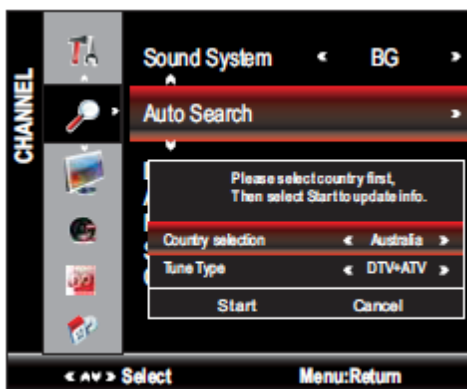
Press **MENU** on your remote control to display the **Main Menu** screen on your television.

Use the arrow keys on the remote to move through the menu and the **OK** button to choose your option. Press **EXIT** to leave the onscreen menu.



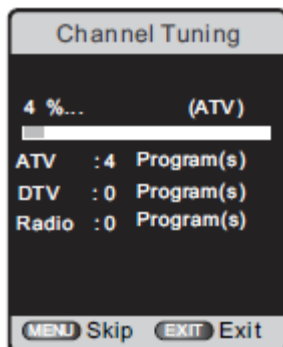
Select the **Channel** option.

Select **Auto Search**.

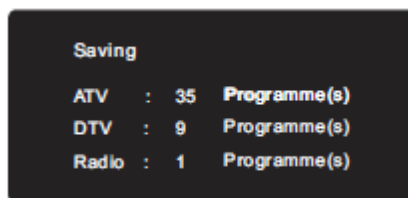


Select **New Zealand** in the **County Selection** option and for **Tune Type** select **DTV**.

Highlight **Start** and press **OK** to start retuning.



Once Retuning is completed the number of channels found will be shown on your screen.



Press **EXIT** to leave the onscreen menu.